

Rinnai



SK Series

495-515W Solar Panel

Features and Benefits

Designed for Australian Conditions

The Rinnai SK series is engineered for powerful, high-efficiency generation, using N-type bifacial technology to capture light from both sides of the module. This advanced design delivers exceptional total energy yield, lowering system LCOE and improving long-term project value. Built with strengthened dual-glass construction and certified for high wind and snow loads, the SK series is suited to a wide range of Australian residential and commercial applications where performance and durability are essential.



Built for Australian Conditions

Designed to withstand extreme wind and hail conditions, with rigorous cyclone and impact testing. Built with enhanced Salt Mist protection for lasting performance near coastal areas.



N-Type Technology

Next-generation cell technology delivers higher efficiency, strong low-light performance and reliable output in Australia's sunny climate.



Dual-Glass Strength

A robust 2.0 mm dual-glass design increases durability and moisture resistance, supporting consistent long-term performance in humid and coastal areas.



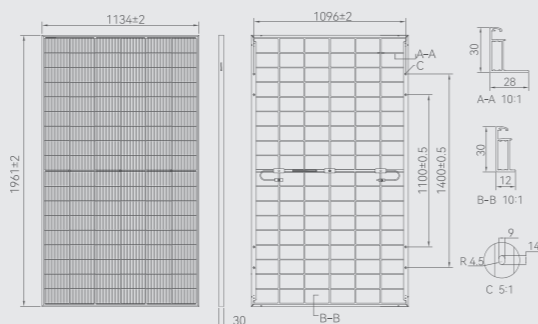
Positive Power Output

Every panel is guaranteed to meet or exceed its rated capacity, providing dependable real-world energy production.



Long-Term Assurance

Backed by a 15-year product warranty and a 30-year performance warranty for lasting confidence and efficiency.

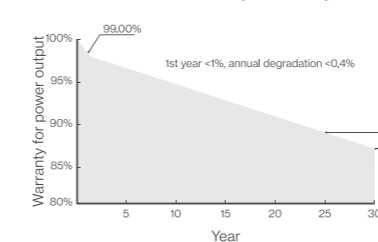


Technical Information

RINNAI - Module type		RINNAI-SK-495	RINNAI-SK-500	RINNAI-SK-505	RINNAI-SK-510	RINNAI-SK-515		
Electrical Characters (STC) ^(A)	Maximum Power	Pmax (W)	495	500	505	510	515	
	Open Circuit Voltage	Voc (V)	39.88	40.06	40.24	40.42	40.60	
	Short Circuit Current	Isc (A)	15.86	15.89	15.92	15.95	15.98	
	Voltage at Maximum Power	Vmp (V)	33.45	33.70	33.94	34.19	34.43	
	Current at Maximum Power	Imp (A)	14.80	14.84	14.88	14.92	14.96	
Electrical Characters (BNPI) ^(B)	Module Efficiency	(%)	22.26	22.48	22.71	22.93	23.16	
	Maximum Power	Pmax (W)	546.6	552.0	557.6	563.1	568.8	
	Open Circuit Voltage	Voc (V)	39.88	40.06	40.24	40.42	40.60	
	Short Circuit Current	Isc (A)	17.51	17.54	17.57	17.61	17.64	
	Voltage at Maximum Power	Vmp (V)	33.45	33.70	33.94	34.19	34.43	
Electrical Characters (BS) ^(C)	Current at Maximum Power	Imp (A)	16.34	16.38	16.43	16.47	16.52	
	Short Circuit Current	Isc(A)	19.52	19.56	19.60	19.63	19.67	
Electrical Characters with Different Rear Power Gain	5%	Maximum Power	Pmax (W)	519	525	530	535	540
		Module Efficiency	(%)	23.34	23.61	23.83	24.06	24.28
	10%	Maximum Power	Pmax (W)	569	575	580	586	592
		Module Efficiency	(%)	25.59	25.86	26.08	26.35	26.62
	15%	Maximum Power	Pmax (W)	618	625	631	637	643
		Module Efficiency	(%)	27.79	28.11	28.38	28.64	28.91
Temperature Rating	Temperature Coefficient	Pmax (%/°C)					-0.28	
	Temperature Coefficient	Voc (%/°C)					-0.24	
	Temperature Coefficient	Isc (%/°C)					0.046	
	NMOT	°C					45±2	
Operating Parameters	Operating Temperature	°C					-40~+70	
	Maximum System Voltage						1500V DC	
	Maximum Series Fuse Rating	A					30	
	Power Selection Tolerance	%					0~+3	
	Bifaciality coefficient of Pmax	%					80±5	
	Bifaciality coefficient of Voc	%					98±5	
	Bifaciality coefficient of Isc	%					80±5	
	Fire Class Rating	-					Class C	
T ₉₅	-					70°C		
Mechanical Parameters	Cell Type	-					N Type Monocrystalline Cell	
	Cell Orientation	-					108 (6x18)	
	Dimension (L x W x H)	mm					1961±2 x 1134±2 x 30	
	Weight	kg					27	
	Front Glass	-					2.0mm AR Coated heat strengthened glass	
	Rear Glass	-					2.0mm heat strengthened glass	
	Frame	-					Anodised aluminium alloy black frame	
	Junction Box	-					IP68, 3 Diodes	
	Cable	mm ²					4	
	Cable Length	mm					1200	
	Connector	-					Stäubli - PV-KS(B)T4-EVO2A/xy	
Test Load	Pa					-2400 / +5400		
Per Pallet	-					36 Pieces		
Packaging	-					864 Pieces per 40' HC		

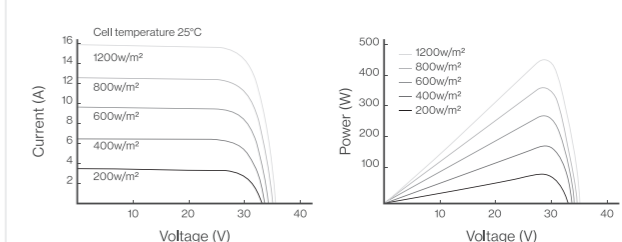
^(A)STC: Irradiance 1000W/m², Cell Temperature 25 °C, Air Mass 1.5, Power Measurement Tolerance: ±3%, Voc and Isc Measurement Tolerance: ±5%. ^(B)BNPI: Front Side Irradiance 1000W/m², Back Side Irradiance 135W/m², Cell Temperature 25 °C, Air Mass 1.5, Power Measurement Tolerance: ±3%, Voc and Isc Measurement Tolerance: ±5%. ^(C)BSI Test condition: front irradiance 1000 W/m², rear irradiance 300 W/m²

Linear Power Output Warranty



Power Output warranty degradation values apply to the front-side (STC) rated power only

I-V Curve



Rinnai Australia Pty Ltd

ABN 74 005 138 769

100 Atlantic Drive,
Keysborough, Victoria 3173

For further information
call 1300 555 545 or visit
rinnai.com.au

TOTAL HOME COMFORT



HOT WATER



HEATING



COOLING

Rinnai