

Quick Recovery Electric Hot Water Tank

With a capacity of 315L or 80L, and a triple electric element configuration with elements ranging in size from 3.6 - 6.0kW, the new Rinnai QRE (Quick Recovery Electric) range of storage hot water systems has your exact requirements covered. Maximum flexibility is designed in, so the QRE range is perfect for new projects or break-down replacements, and can be installed internally or externally as required.

At Rinnai, 'Quality is our Destiny', that's why the QRE range is constructed using high quality 444 marine grade Stainless Steel, and carries warranties of up to 10 years. That means you will have all the hot water you need, when you need it, for many years to come.

Features

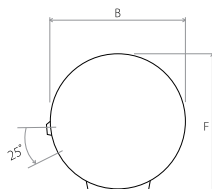
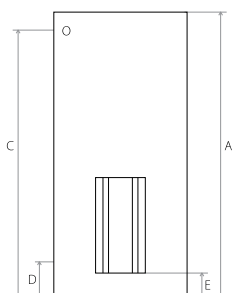
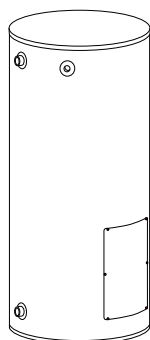
- Australian made Stainless Steel storage tank - long lasting 444 grade
- 3.6, 4.8 and 6.0kW element sizes available
- Suitable for internal or external mounting
- Sturdy yet lightweight Stainless Steel construction for ease of handling
- High efficiency polyurethane insulation
- Exceeds the current MEPS standards for heat loss
- Large ports as standard for high flow and low pressure drop
- Up to 625 litres 1st hour delivery @ 50°C temperature*
- Triple electric element configuration for wide application range
- Watermark approved for domestic hot water applications
- Optional wall mounting bracket available for 80L version
- Designed for easy maintenance access to the electric elements

*QRES315L360



Technical Information

	QRESS315L336	QRESS315L348	QRESS315L360	QRESS80L336	QRESS80L348
Storage capacity	350L			89L	
Hot water delivery	315L			80L	
First hour delivery (50°C rise)	500L	560L	625L	256L	325L
Recovery rate (50°C rise)	185L	245L	310L	185L	245L
No. of elements	3				
Element capacity (each)	3.6kW	4.8kW	6.0kW	3.6kW	4.8kW
Total Input power	10.8kW	14.4kW	18.0kW	10.8kW	14.4kW
Electrical	3 Phase, 415 VAC				
Current (per phase)	15 Amps	20 Amps	25 Amps	15 Amps	20 Amps
PTR valve setting	850 kPa			1000kPa	
ECV setting	700 kPa			850kPa	
Max inlet Pressure (without ECV)	680 kPa			800kPa	
Max inlet Pressure (with ECV)	550 kPa			680kPa	
Factory thermostat setting	70°C			70°C	
Min Thermostat setting	60°C			60°C	
Weight (Dry)	75 kgs			30 Kgs	
Cold inlet connection	50mm			32 mm	
Hot outlet connection	50mm			32mm	
PTR connection	20mm			20mm	



		315L	80L
A	HEIGHT	2080	660
B	DIAMETER	600	600
C	HOT OUTLET	1855	405
D	COLD INLET	285	255
E	ELECTRICAL ENTRY	180	160
F	DEPTH	640	640
OVERALL WIDTH INC PTR		690	690

All dimensions in millimeters

The Rinnai QRE range of electric hot water tanks is just a small part of the total Rinnai Commercial Hot Water offering. Rinnai also design and manufacture a full range of gas continuous flow, solar and storage products, with customised solutions to suit your application.

Rinnai Australia Pty Ltd

ABN 74 005 138 769

100 Atlantic Drive,
Keysborough, Victoria 3173

For further information
call 1300 555 545 or visit
rinnai.com.au

TOTAL HOME COMFORT



HOT WATER



HEATING



COOLING

Rinnai