



Application

Ideal for living rooms and open plan areas. Versatile power flue system makes for easy installation in almost any living space, including bedrooms. The LS series is ideal for a new build installation into a false (mock) chimney. For further information please refer to rinnai.com.au to view all technical specifications.



LS1000S - Single-sided Log set



LS1000S - Single-sided Burn media



LS1000D - Double-sided Log set



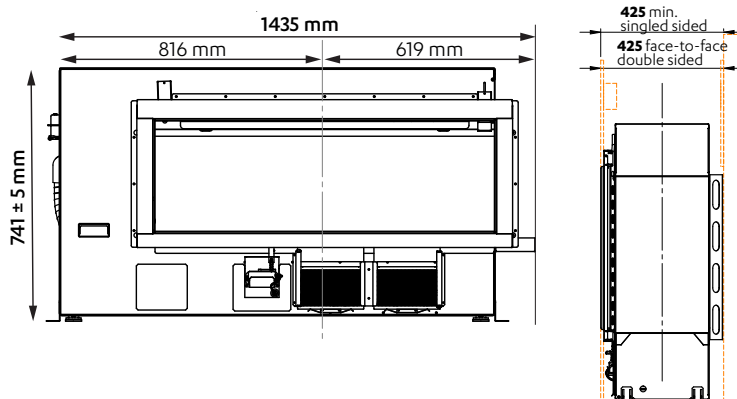
LS1000D - Double-sided Burn media

Specifications

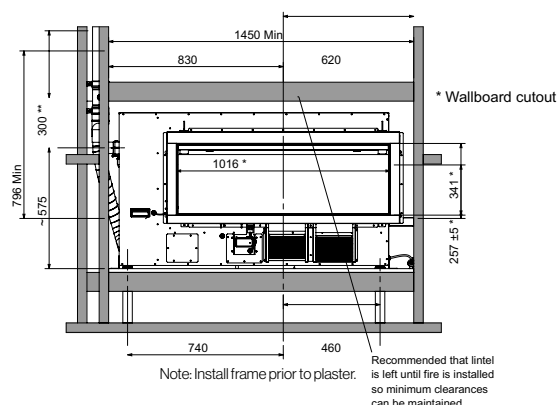
Model Number	Single-sided	LS1000S
	Double-sided	LS1000D
Heat Output	8.0kW	
Star Rating (Minimum)	5.0*	
Gas Type	NG - ULPG	
Flue	Power Flue	
Heating Area	67 - 120m ²	
Input MJ/h	14 - 35	
Power	3 pin plug. 1.5m power cord - right hand side of appliance	
Gas Connection	1/2 BSP Terminates inside the heater, lower left hand side	
Weight Net / Gross	100kg / 125kg	
Fan	2 Speed Convection Fan	
Control	Remote and Wi-Fi Standard	
Appliance dimensions (Single / Double-sided (mm):	Net: 745h x 1435w x 425d Gross: 931h x 1550w x 530d	
Glass dimensions (Single / Double-sided (mm):	280h x 1000w	
Outer Flue Diameter (mm)	75	
Inner Flue Diameter (mm)	50	

*Will vary according to gas type and flue configuration.

Unit Dimensions

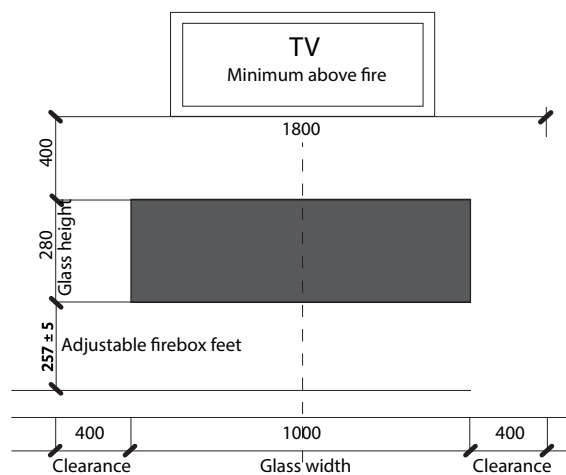
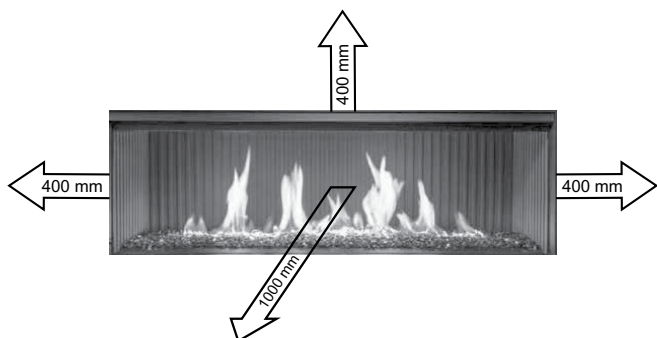


Framing Dimensions

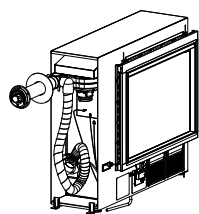


Clearances from combustibles

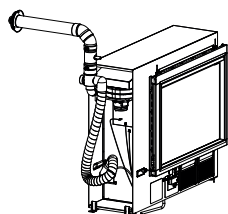
The clearances listed below, measured from the edge of the glass, are minimum clearances unless otherwise stated. The Rinnai LS 1000 has an integrated zero clearance box (fire box) that isolates the appliance from combustible materials. This means it can be installed directly into a cavity constructed from materials such as wood or plaster.



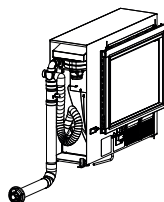
Flueing Options



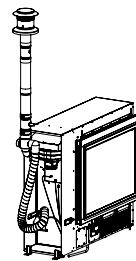
Side direct and side extended flueing



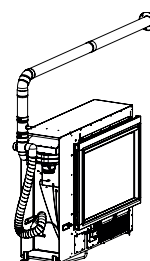
Up and back direct OR Up and back extended flueing



Down and out flueing



Vertical flueing



Up and over flueing

Maximum flu length: 8.5m, Maximum number of 90° Bends: 3. For every 90° bend, the overall length must be reduced by 1 m.

Note: All images are for illustration purposes only. Mandatory mesh-guard is not shown for purpose of highlighting the decorative logs and burn media, unique to the LS series. For the most up-to-date information, go to rinnai.com.au