


**Rinnai**



**Inverter Multi Split System**



# The perfect multi-room solution



The Rinnai Inverter Multi Split System is the simplest way to heat or cool up to six individual rooms with only one outdoor unit.

Traditionally, six rooms would require six indoor units and six outdoor units. This uses up precious outdoor space and creates an obtrusive appearance to your home.

Rinnai Multi Split Systems not only provide individual control of comfort levels in each room, but saves you money on running costs by only heating or cooling individual rooms as required.



Illustrative purposes only

## At Rinnai, we're all about comfort

For over 50 years, Rinnai has supplied Australian homes with a range of appliances that help people lead comfortable, safe and efficient lifestyles.

Being driven to create comfort means that we really care about our products and your experience from start to finish. We're focused on developing products with the latest technology and our level of quality is second-to-none, so you can rest assured knowing Rinnai will deliver.

# Customised Comfort

Rinnai Inverter Multi Split Systems offer 4 different indoor unit types (Wall mounted, slim ducted, compact cassettes, and floor console) that can be used in a multitude of combinations. After selecting up to 6 indoor unit types, these are then paired with an outdoor unit (5 units to choose from) with capacities ranging from 7.1kW up to 18kW. With a variety of unit types and capacities available, Rinnai has a system configuration to suit virtually any requirement.

## Seamless & Sleek

The sleek Rinnai Wall Mounted Split Systems feature the latest in innovation. Equipped with features including Turbo Function to quickly cool and heat the room, they discreetly operate thanks to a cleverly designed air tunnel for greater air distribution.

Come home to comfort with the Rinnai Mobile App allowing you to control your Wall Mounted Split System using Wi-Fi from anywhere with an internet or network connection.

## Space-Saving Solutions

Compact & space saving in design, the Rinnai Slim Ducted and Compact Cassette indoor units are ideal for tight spaces.

Hidden away in a bulkhead or ceiling cavity, the Slim Ducted indoor unit operates quietly, so it is out of sight and out of mind.

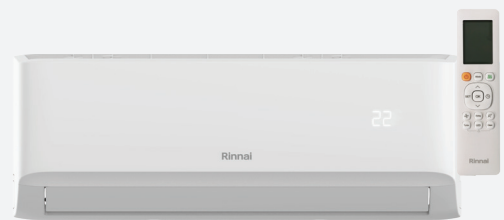
Utilise the most of your ceiling space with the low profile Inverter Cassette, suitable for use in the larger open plan areas of the home with its 360° air flow.

## Flexible & Functional


The Rinnai Floor Console offers efficient heating and cooling for any room, thanks to its dual outlets that ensure rapid temperature adjustments.

Installation is made easy with either wall-mounted or floor-standing options to fit your space perfectly.

Plus, with its convenient Wi-Fi control, you can easily set your perfect temperature from anywhere with an internet or network connection, using our Android or Apple app.



Wall Mounted Split System



Ceiling Inbuilt Slim Ducted



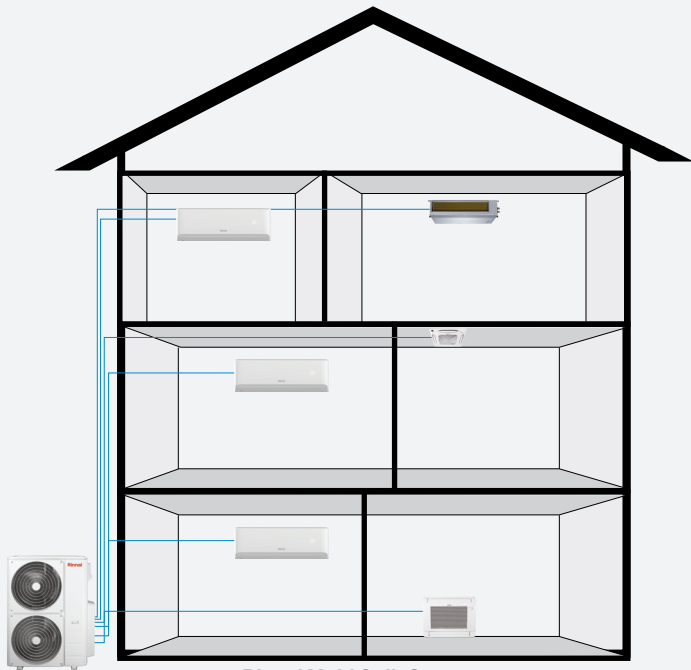
Ceiling Mounted Compact Cassette



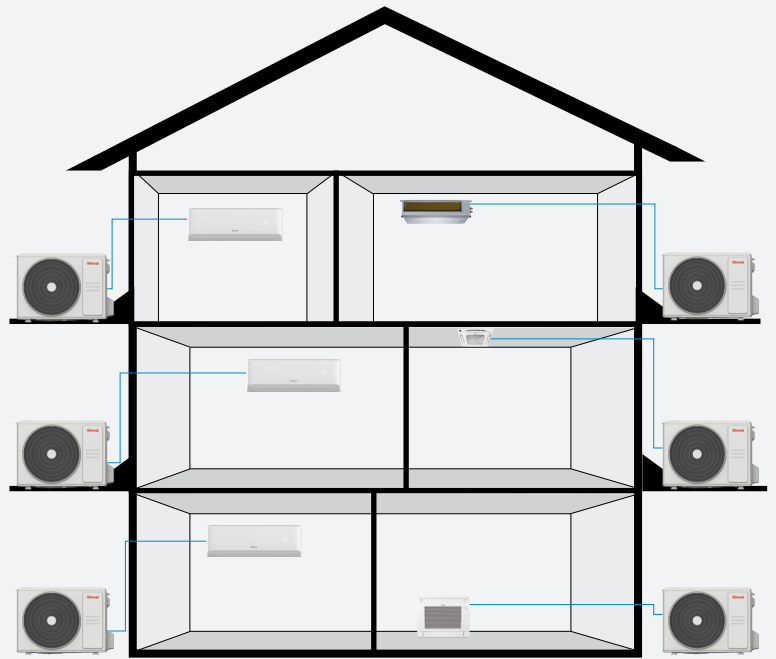
Floor Console

# Flexible Installation



One Rinnai outdoor unit can be connected to up to 6 indoor units which can be individually controlled. This installation option not only offers a great space-saving solution, but also helps to cut down overall running costs by allowing you to decide which rooms are heated or cooled as required.



Rinnai Multi Split System



Single Split Systems



# Features and Benefits



## Smart 3D DC Inverter

A faster, more controlled warm-up or cool-down is achieved by the advanced inverter control systems. It combines three Direct Current (DC) motor technologies working in perfect unison to provide you with:

- Higher efficiency
- Synchronised performance
- Lower running costs in comparison to conventional air conditioners

## DRED Enabled

This Demand Enabled Response (DRED) air conditioner allows your electricity provider to control the system at various pre-programmed levels, to manage your demand on the power grid during peak periods.



### Wi-Fi Control\*\*

Set your favourite temperature from anywhere and come home to ultimate comfort with our intuitive Android or Apple App. Wi-Fi comes standard with the Wall Mounted Split System, Floor Console and Compact Cassette units, and is an optional extra with the Slim Ducted.



### Turbo Function<sup>†</sup>

Quickly cool in summer or swiftly warm in winter.



### Sleep Mode<sup>†</sup>

Designed to control the temperature overnight to ensure high quality, comfortable sleep. Traditional sleep mode temperature control is one way; however our intelligent sleep mode system operates on two-way temperature control that modulates up and down to mimic outside ambient temperatures.



### Auto Restart

Auto restart function in case of an electrical power outage provides you with complete peace of mind.



### Super Fine Filter<sup>†</sup>

Provides extra protection by keeping fine particles out of the home and providing clean, cool air.



### Timer

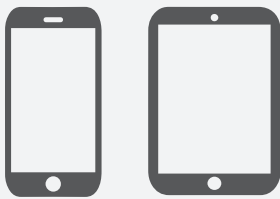
Designed to work around your lifestyle. Once set, the system will turn on and off at the specified times of the day, ensuring you wake up and come home to the perfect conditions.

\*For full terms & conditions visit [www.rinnai.com.au](http://www.rinnai.com.au)

\*\*Standard feature in Wall Mounted Split System, Floor Console and Compact Cassette. Optional extra in Slim Ducted.

†Available in Wall Mounted Split System only

# Comfort at the touch of a button



Turn your Air Conditioner on or off, set your temperature, fan speed and more remotely from anywhere in the world with an Internet connection.



Your home's internet router relays requests from the App to control your Air Conditioner just like the normal remote controller.



Set your favourite temperature before you come home - enjoy the comfort and energy savings.

Available to download via:

- Google Play
- App Store



## Wi-Fi Control

The Rinnai Wall Mounted Split, Floor Console and Compact Cassette units feature inbuilt Wi-Fi control via the **NetHome Plus** App, with an optional Wi-Fi accessory available for the Slim Ducted units.

Simple to activate and easy to use, the App can be downloaded via Google Play or the App Store on a compatible mobile device. Once installed and registered, you can operate your appliance on the go.

Basic functions like on/off, temperature control and fan speed can be accessed through the App. Best of all, the Wi-Fi control allows you to switch on your Air Conditioner from outside the home – creating the ultimate in convenience and comfort.

## We're at your service

The National Customer Care Centre provides first class service and maintenance of your system, ensuring it's running at its highest efficiency - so you can enjoy the Rinnai experience for many years to come.

Operating 5 days a week  
(Monday to Friday)

**13 43 73**

# Technical Information



## Outdoor Unit

Multi Outdoor Unit			MON3H07B	MON4H09B	MON5H11B	MON5H13B	MON6H18B
Number of connected Indoor Units		Qty	3	4	5	5	6
Power Supply (To Outdoor Unit)		V-Ph-Hz	220-240-1-50				
Cooling	Rated Capacity (Range)	kW	7.5 (1.7-9.8)	9 (1.7 - 11.5)	11.5(2.6-11.7)	13.0 (2.6 - 14.6)	17.5 (4.57-18.5)
	Rated Input Power	kW	1.98	2.07	3.1	3.8	5.0
	Rated Input Current	A	8.9	10.09	15.65	16.87	22.80
	AEER	W/W	3.71	4.24	3.64	3.37	3.45
Heating	Rated Capacity (Range)	kW	7.4(1.8-9.6)	9.3 (1.8 - 12.0)	12.3 (2.6-12.3)	13.5 (2.6 - 15.2)	20.0 (4.98-20.7)
	Rated Input Power	W	1.59	2.07	3.1	3.22	5.10
	Rated Input Current	A	7.28	10.3	14.19	14.31	24.00
	ACOP	W/W	4.54	4.38	3.89	4.11	3.87
Maximum Input Current		A	17.5	19	22	30	33
Recommended Circuit Breaker		A	25	25	25	35	40
Compressor		Type	Inverter Twin Rotary				
Sound Power Level		dB(A)	66	68.5	67.9	72	71
Dimensions	Net (W x D x H)	mm	890 x 342 x 673	946 x 410 x 810	946 x 410 x 810	980 x 451 x 975	952 x 415 x 1333
	Gross (W x D x H)	mm	1030 x 438 x 790	1090 x 500 x 935	1090 x 500 x 935	1145 x 500 x 1090	1095 x 495 x 1480
	Net / Gross Weight	kg	48.0/61.5	66.2/83.0	76.0/93.0	91.0 / 106.4	110.6 / 124.9
Refrigerant Type			R32				
Refrigerant Piping	Connection Size: Liquid Line	mm	3 x Φ 6.35	4 x Φ 6.35	5 x Φ 6.35	5 x Φ 6.35	6 x Φ 6.35
	Connection Size: Gas	mm	3 x Φ 9.52	3 x Φ 9.52 + 1 x Φ 12.7	4 x Φ 9.52 + 1 x Φ 12.7	3 x Φ 9.52 + 2 x Φ 12.7	4 x Φ 9.52 + 2 x Φ 12.7
	Maximum Total System Pipe Length	m	60	80	80	80	80
	Pre-Charged Length	m	30	40	50	50	60
	Maximum Length Per Indoor Unit	m	30	35	35	35	35
	Maximum Vertical Separation Outdoor Unit ABOVE Indoor Unit	m	10	10	10	10	10
	Maximum Vertical Separation Outdoor Unit BELOW Indoor Unit	m	15	15	15	15	15
	Maximum Height Difference Between Indoor Units	m	10	10	10	10	10
	Factory Precharge	g	1850	2400	2590	2950	4300
Ambient Temperature Limits	Cooling	°C	-15-50				
Ambient Temperature Limits	Heating	°C	-25-30				

# Technical Information

## Wall Mounted



Wall Mounted Split System			HINRP20MB	HINRP26MB	HINRP35MB	HINRP50MB	HINRP60MB	HINRP70MB	HINRP80MB
Power Supply		V-Ph-Hz	220-240-1-50						
Cooling	Rated Capacity	kW	2.0	2.6	3.5	5.0	6.0	7.15	7.8
	Rated Input Power	W	30	30	30	56	56	120	120
	Rated Input Current	A	0.17	0.17	0.17	0.33	0.33	0.62	0.62
Heating	Rated Capacity	kW	2.2	2.7	4.0	5.4	6.5	7.8	8.3
	Rated Input Power	W	30	30	30	56	56	120	120
	Rated Input Current	A	0.17	0.17	0.17	0.33	0.33	0.62	0.62
Airflow (Turbo / Hi / Med / Lo)		L/s	153 / 128 / 94 / 75 / 47	175 / 139 / 100 / 83 / 56	183 / 147 / 106 / 86 / 58	264 / 222 / 167 / 139 / 89	264 / 222 / 167 / 139 / 89	382 / 303 / 250 / 229 / 147	382 / 303 / 250 / 229 / 147
Sound Pressure (Turbo / Hi / Med / Lo) @1.4m		dB(A)	43 / 38 / 31 / 30 / 25	46 / 39 / 32 / 30 / 24	46 / 39 / 32 / 30 / 24	47 / 44 / 38 / 34 / 28	47 / 44 / 38 / 34 / 28	57 / 45 / 39 / 33 / 29	57.645 / 45 / 39 / 33.5 / 29.5
Dimensions	Net (W x D x H)	mm	729 x 200 x 292	802 x 200 x 295	802 x 200 x 295	971 x 228 x 321	971 x 228 x 321	1082 x 234 x 337	1082 x 234 x 337
	Gross (W x D x H)	mm	790 x 273 x 370	875 x 288 x 375	875 x 288 x 375	1045 x 308 x 405	1045 x 308 x 405	1155 x 415 x 318	1155 x 415 x 318
	Net / Gross Weight	kg	8.0 / 10.7	8.5 / 11.5	8.5 / 11.5	11.1 / 15.2	11.1 / 15.2	13.5 / 17.8	13.5 / 17.8
	Refrigeration Pipe Size: Liquid / Gas	mm	Φ6.35 / Φ9.52	Φ6.35 / Φ9.52	Φ6.35 / Φ9.52	Φ6.35 / Φ12.7	Φ6.35 / Φ12.7	Φ6.35 + Φ15.9	Φ6.35 + Φ15.9
Controller		Type	Wireless Remote Control						
Operating Range	Cooling	°C	16 - 32						
	Heating	°C	0 - 30						
Wi-Fi Compatibility			Standard						

## Slim Ducted



Slim Ducted			DINSD26MB	DINSD35MB	DINSD50MB	DINSD70MB
Power Supply		V-Ph-Hz	220-240-1-50			
Cooling	Rated Capacity	kW	2.6	3.5	5.2	7.1
	Rated Input Power	W	180	185	200	200
	Rated Input Current	A	1.1	1.1	1.3	1.3
Heating	Rated Capacity	kW	2.9	3.8	5.5	7.3
	Rated Input Power	W	180	185	200	200
	Rated Input Current	A	1.1	1.1	1.3	1.3
Airflow (Hi / Med / Lo)		L/s	138/94/63	166/133/83	253/196/143	341/287/229
Maximum External Static Pressure (Hi)		Pa	60	60	100	160
Sound Pressure (Hi / Med / Lo) @1.4m		dB(A)	40 / 34 / 27	40 / 34 / 27	40 / 34 / 27	41 / 38 / 33
Dimensions	Net (W x D x H)	mm	700 x 506 x 200	700 x 506 x 200	880 x 674 x 210	1100 x 774 x 249
	Gross (W x D x H)	mm	860 x 540 x 285	860 x 540 x 285	1105 x 725 x 285	1305 x 805 x 315
	Net / Gross Weight	kg	18 / 22	18 / 22	24 / 29	32 / 39
	Supply Air Duct Connection (W x H)	mm	537 x 152	537 x 152	706 x 136	926 x 175
	Return Air Duct Connection (W x H)	mm	599 x 186	599 x 186	782 x 190	1001 x 228
	Refrigeration Pipe Size: Liquid / Gas	mm	Φ6.35 / Φ9.52	Φ6.35 / Φ9.52	Φ6.35 / Φ12.70	Φ9.52 + Φ15.9
Condensate Drain Pump Connection		mm	OD Φ25			
Controller		Type	Wired Controller - 12m Cable			
Operating Range	Cooling	°C	17 - 32			
	Heating	°C	0 - 30			
Wi-Fi Compatibility			Optional			

# Technical Information



## Compact Cassettes

Compact Cassettes			CIN020RMB	CIN026RMB	CIN035RMB	CIN050RMB
Fascia Panel		Model No.	CINFASMB			
Power supply		V-Ph-Z	220-240-1-50			
Cooling	Rated Capacity	kW	2.00	2.60	3.50	5.30
	Rated Input Power	W	60	60	70	75
	Rated Input Current	A	1.1	1.2	1.2	1.2
Heating	Rated Capacity	kW	2.30	2.90	3.50	5.50
	Rated Input Power	W	60	60	70	75
	Rated Input Current	A	1.1	1.2	1.2	1.2
Airflow (Hi/Med/Lo)		L/s	139/128/111	139/128/111	172/144/92	183/150/83
Sound Pressure Level @1.0m (Hi/Med/Lo)		dB(A)	40/37/27	40/37/27	42/38/31	44/41/31.5
Dimensions	Net - Body (W x D x H)	mm	570 x 570 x 245	570 x 570 x 245	570 x 570 x 245	570 x 570 x 245
	Gross - Body (W x D x H)		715 x 640 x 295	715 x 640 x 295	715 x 640 x 295	715 x 640 x 295
	Net - Fascia (W x D x H)		620x620x50			
	Gross - Fascia (W x D x H)		715x700x115			
	Net / Gross Weight - Body	kg	14.6/17.5	14.6/17.5	14.6/17.5	14.6/17.5
	Net / Gross Weight - Fascia		2.7/4.3			
	Refrigerant Pipe Size: Liquid / Gas	mm	6.35/9.52	6.35/9.52	6.35/9.52	6.35/12.7
	Condensate Drain Pump Connection		Φ25	Φ25	Φ25	Φ25
Controller		Type	Wireless Remote Controller			
Operating Range	Cooling	C	16-32			
	Heating	C	0-30			
Wi-Fi Compatibility			Standard			



## Floor Console

Floor Console			FINRP50MB
Power supply		V-Ph-Hz	220-240-1-50
Cooling	Rated Capacity	kW	4.90
	Rated Power Input	W	80
	Rated Current	A	0.70
Heating	Rated Capacity	kW	5.50
	Rated Power Input	W	80
	Rated Current	A	0.70
Sound Power Level		dB(A)	54
Indoor unit	Dimension (W x D x H)	mm	794x200x621
	Packing (W x D x H)	mm	865x280x719
	Net/Gross Weight	kg	14.9/18.8
Controller		Type	Wireless Remote Controller
Wi-Fi Compatibility			Standard

# Combination Table

For outdoor unit: MON3H07B

Indoor Units	2.0kW	2.6kW	3.5kW	5.0kW	6.0kW	7.0kW	8.0kW
Wall Mounted	HINRP20MB	HINRP26MB	HINRP35MB	HINRP50MB	HINRP60MB	HINRP70MB	HINRP80MB
Slim Ducted		DINSD26MB	DINSD35MB	DINSD50MB		DINSD70MB	
Compact Cassettes	CIN020RMB	CIN026RMB	CIN035RMB	CIN050RMB			
Floor Console				FINRP50MB			

Indoor Unit Combinations			Cooling						Heating						
Operation	Unit ID			Capacity of each Indoor Unit (kW)			System Capacity (kW)			Capacity of each Indoor Unit (kW)			System Capacity (kW)		
	Unit A	Unit B	Unit C	Room A	Room B	Room C	Min	Rated	Max	Room A	Room B	Room C	Min	Rated	Max
1 unit	5.0kW	—	—	5.0	—	—	3.00	5.00	5.90	5.00	—	—	3.06	5.10	5.90
	6.0kW	—	—	6.0	—	—	3.60	6.00	7.08	6.00	—	—	3.67	6.12	7.08
2 units	2.0kW	2.0kW	—	2.0	2.0	—	2.40	4.00	4.72	2.00	2.00	—	2.45	4.08	4.72
	2.0kW	2.6kW	—	2.0	2.6	—	2.76	4.60	5.43	2.00	2.60	—	2.82	4.69	5.43
	2.0kW	3.5kW	—	2.0	3.5	—	3.30	5.50	6.49	2.00	3.50	—	3.37	5.61	6.49
	2.0kW	5.0kW	—	2.0	5.0	—	4.20	7.00	8.26	2.00	5.00	—	4.28	7.14	8.26
	2.6kW	2.6kW	—	2.6	2.6	—	3.12	5.20	6.14	2.60	2.60	—	3.18	5.30	6.14
	2.6kW	3.5kW	—	2.6	3.5	—	3.66	6.10	7.20	2.60	3.50	—	3.73	6.22	7.20
	2.6kW	5.0kW	—	2.4	4.7	—	4.26	7.10	8.50	2.60	5.00	—	4.35	7.24	8.60
	3.5kW	3.5kW	—	3.5	3.5	—	4.20	7.00	8.26	3.50	3.50	—	4.28	7.14	8.26
	3.5kW	5.0kW	—	2.9	4.2	—	4.26	7.10	8.50	2.98	4.26	—	4.35	7.24	8.60
	2.0kW	6.0kW	—	1.8	5.3	—	4.26	7.10	8.50	2.00	6.00	—	4.35	7.24	8.60
3 units	2.6kW	6.0kW	—	2.1	5.0	—	4.26	7.10	8.50	2.19	5.05	—	4.35	7.24	8.60
	3.5kW	6.0kW	—	2.6	4.5	—	4.26	7.10	8.50	2.67	4.57	—	4.35	7.24	8.60
	2.0kW	2.0kW	2.0kW	2.0	2.0	2.0	3.60	6.00	7.08	2.00	2.00	2.00	3.67	6.12	7.08
	2.0kW	2.0kW	2.6kW	2.0	2.0	2.6	3.96	6.60	7.79	2.00	2.00	2.60	4.04	6.73	7.79
	2.0kW	2.0kW	3.5kW	1.9	1.9	3.3	4.26	7.10	8.50	2.00	2.00	3.50	4.35	7.24	8.60
	2.0kW	2.0kW	5.0kW	1.6	1.6	3.9	4.26	7.10	8.50	1.61	1.61	4.02	4.35	7.24	8.60
	2.0kW	2.6kW	2.6kW	2.0	2.6	2.6	4.26	7.10	8.50	2.00	2.60	2.60	4.35	7.24	8.50
	2.0kW	2.6kW	3.5kW	1.8	2.3	3.1	4.26	7.10	8.50	2.00	2.60	3.50	4.35	7.24	8.60
	2.0kW	2.6kW	5.0kW	1.5	1.9	3.7	4.26	7.10	8.50	1.51	1.96	3.77	4.35	7.24	8.60
	2.0kW	3.5kW	3.5kW	1.6	2.8	2.8	4.26	7.10	8.50	1.61	2.82	2.82	4.35	7.24	8.60
	2.0kW	3.5kW	5.0kW	1.4	2.4	3.4	4.26	7.10	8.50	1.38	2.41	3.45	4.35	7.24	8.60
	2.6kW	2.6kW	2.6kW	2.4	2.4	2.4	4.26	7.10	8.50	2.60	2.60	2.60	4.35	7.24	8.60
	2.6kW	2.6kW	3.5kW	2.1	2.1	2.9	4.26	7.10	8.50	2.16	2.16	2.91	4.35	7.24	8.60
	2.6kW	2.6kW	5.0kW	1.8	1.8	3.5	4.26	7.10	8.50	1.85	1.85	3.55	4.35	7.24	8.60
	2.6kW	3.5kW	3.5kW	1.9	2.6	2.6	4.26	7.10	8.50	1.96	2.64	2.64	4.35	7.24	8.60
	2.6kW	3.5kW	5.0kW	1.7	2.2	3.2	4.26	7.10	8.50	1.70	2.28	3.26	4.35	7.24	8.60
	3.5kW	3.5kW	3.5kW	2.4	2.4	2.4	4.26	7.10	8.50	2.41	2.41	2.41	4.35	7.24	8.60
	3.5kW	3.5kW	5.0kW	2.1	2.1	3.0	4.26	7.10	8.50	2.11	2.11	3.02	4.35	7.24	8.60
	2.0kW	2.0kW	6.0kW	1.4	1.4	4.3	4.26	7.10	8.50	1.45	1.45	4.35	4.35	7.24	8.60
	2.0kW	2.6kW	6.0kW	1.3	1.7	4.0	4.26	7.10	8.50	1.37	1.78	4.10	4.35	7.24	8.60
2.0kW	3.5kW	6.0kW	1.2	2.2	3.7	4.26	7.10	8.50	1.26	2.20	3.78	4.35	7.24	8.60	
2.6kW	3.5kW	6.0kW	1.5	2.1	3.5	4.26	7.10	8.50	1.56	2.09	3.59	4.35	7.24	8.60	
2.6kW	2.6kW	6.0kW	1.6	1.6	3.8	4.26	7.10	8.50	1.68	1.68	3.88	4.35	7.24	8.60	
3.5kW	3.5kW	6.0kW	1.9	1.9	3.3	4.26	7.10	8.50	1.95	1.95	3.34	4.35	7.24	8.60	

# Combination Table

For outdoor unit: MON4H09B

Indoor Units	2.0kW	2.6kW	3.5kW	5.0kW	6.0kW	7.0kW	8.0kW
Wall Mounted	HINRP20MB	HINRP26MB	HINRP35MB	HINRP50MB	HINRP60MB	HINRP70MB	HINRP80MB
Slim Ducted		DINSD26MB	DINSD35MB	DINSD50MB		DINSD70MB	
Compact Cassettes	CIN020RMB	CIN026RMB	CIN035RMB	CIN050RMB			
Floor Console				FINRP50MB			

Indoor Unit Combinations				Cooling									Heating					
Operation	Unit ID				Capacity of each Indoor Unit (kW)				System Capacity (kW)			Capacity of each Indoor Unit (kW)				System Capacity (kW)		
	Unit A	Unit B	Unit C	Unit D	Room A	Room B	Room C	Room D	Min	Rated	Max	Room A	Room B	Room C	Room D	Min	Rated	Max
1 unit	5.0kW	—	—	—	5.0	—	—	—	3.00	5.00	5.60	5.00	—	—	—	3.1	5.15	5.75
	6.0kW	—	—	—	6.0	—	—	—	3.6	6.00	6.72	6.00	—	—	—	3.7	6.18	6.90
	7.0kW	—	—	—	7.0	—	—	—	4.2	7.00	7.84	7.00	—	—	—	4.3	7.21	8.05
	8.0kW	—	—	—	7.0	—	—	—	4.2	7.00	7.84	7.00	—	—	—	4.3	7.21	8.05
2 units	2.0kW	2.0kW	—	—	2.0	2.0	—	—	2.4	4.00	4.48	2.00	2.00	—	—	2.5	4.12	4.60
	2.0kW	2.6kW	—	—	2.0	2.6	—	—	2.76	4.60	5.15	2.00	2.60	—	—	2.8	4.74	5.29
	2.0kW	3.5kW	—	—	2.0	3.5	—	—	3.3	5.50	6.16	2.00	3.50	—	—	3.4	5.67	6.33
	2.0kW	5.0kW	—	—	2.0	5.0	—	—	4.2	7.00	7.84	2.00	5.00	—	—	4.3	7.21	8.05
	2.0kW	6.0kW	—	—	2.0	6.0	—	—	4.8	8.00	8.96	2.00	6.00	—	—	4.9	8.24	9.20
	2.0kW	7.0kW	—	—	1.8	6.4	—	—	4.92	8.20	9.20	1.88	6.57	—	—	5.1	8.45	9.50
	2.0kW	8.0kW	—	—	1.8	6.4	—	—	4.92	8.20	9.20	1.88	6.57	—	—	5.1	8.45	9.50
	2.6kW	2.6kW	—	—	2.6	2.6	—	—	3.12	5.20	5.82	2.60	2.60	—	—	3.2	5.36	5.98
	2.6kW	3.5kW	—	—	2.6	3.5	—	—	3.66	6.10	6.83	2.60	3.50	—	—	3.8	6.28	7.02
	2.6kW	5.0kW	—	—	2.6	5.0	—	—	4.56	7.60	8.51	2.60	5.00	—	—	4.7	7.83	8.74
	2.6kW	6.0kW	—	—	2.5	5.7	—	—	4.92	8.20	9.20	2.55	5.89	—	—	5.1	8.45	9.50
	2.6kW	7.0kW	—	—	2.2	6.0	—	—	4.92	8.20	9.20	2.29	6.16	—	—	5.1	8.45	9.50
	2.6kW	8.0kW	—	—	2.2	6.0	—	—	4.92	8.20	9.20	2.29	6.16	—	—	5.1	8.45	9.50
	3.5kW	3.5kW	—	—	3.5	3.5	—	—	4.2	7.00	7.84	3.50	3.50	—	—	4.3	7.21	8.05
	3.5kW	5.0kW	—	—	3.4	4.8	—	—	4.92	8.20	9.20	3.48	4.97	—	—	5.1	8.45	9.50
	3.5kW	6.0kW	—	—	3.0	5.2	—	—	4.92	8.20	9.20	3.11	5.33	—	—	5.1	8.45	9.50
3.5kW	8.0kW	—	—	2.7	5.5	—	—	4.92	8.20	9.20	2.82	5.63	—	—	5.1	8.45	9.50	
3.5kW	7.0kW	—	—	2.7	5.5	—	—	4.92	8.20	9.20	2.82	5.63	—	—	5.1	8.45	9.50	
3 units	2.0kW	2.0kW	2.0kW	—	2.0	2.0	2.0	—	3.6	6.00	6.72	2.00	2.00	2.00	—	3.7	6.18	6.90
	2.0kW	2.0kW	2.6kW	—	2.0	2.0	2.6	—	3.96	6.60	7.39	2.00	2.00	2.60	—	4.1	6.80	7.59
	2.0kW	2.0kW	3.5kW	—	2.0	2.0	3.5	—	4.5	7.50	8.40	2.00	2.00	3.50	—	4.6	7.73	8.63
	2.0kW	2.0kW	5.0kW	—	1.8	1.8	4.6	—	4.92	8.20	9.20	1.88	1.88	4.69	—	5.1	8.45	9.50
	2.0kW	2.0kW	6.0kW	—	1.6	1.6	4.9	—	4.92	8.20	9.20	1.69	1.69	5.07	—	5.1	8.45	9.50
	2.0kW	2.0kW	7.0kW	—	1.5	1.5	5.2	—	4.92	8.20	9.20	1.54	1.54	5.37	—	5.1	8.45	9.50
	2.0kW	2.0kW	8.0kW	—	1.5	1.5	5.2	—	4.92	8.20	9.20	1.54	1.54	5.37	—	5.1	8.45	9.50
	2.0kW	2.6kW	2.6kW	—	2.0	2.6	2.6	—	4.32	7.20	8.06	2.00	2.60	2.60	—	4.4	7.42	8.28
	2.0kW	2.6kW	3.5kW	—	2.0	2.6	3.5	—	4.86	8.10	9.07	2.00	2.60	3.50	—	5.0	8.34	9.32
	2.0kW	2.6kW	5.0kW	—	1.7	2.2	4.3	—	4.92	8.20	9.20	1.76	2.29	4.40	—	5.1	8.45	9.50
	2.0kW	2.6kW	6.0kW	—	1.5	2.0	4.6	—	4.92	8.20	9.20	1.59	2.07	4.78	—	5.1	8.45	9.50
	2.0kW	2.6kW	7.0kW	—	1.4	1.8	4.9	—	4.92	8.20	9.20	1.46	1.89	5.10	—	5.1	8.45	9.50
	2.0kW	2.6kW	8.0kW	—	1.4	1.8	4.9	—	4.92	8.20	9.20	1.46	1.89	5.10	—	5.1	8.45	9.50
	2.0kW	3.5kW	3.5kW	—	1.8	3.2	3.2	—	4.92	8.20	9.20	1.88	3.28	3.28	—	5.1	8.45	9.50
	2.0kW	3.5kW	5.0kW	—	1.6	2.7	3.9	—	4.92	8.20	9.20	1.61	2.82	4.02	—	5.1	8.45	9.50
	2.6kW	2.6kW	2.6kW	—	2.6	2.6	2.6	—	4.68	7.80	8.74	2.60	2.60	2.60	—	4.8	8.03	8.97
	2.6kW	2.6kW	3.5kW	—	2.5	2.5	3.3	—	4.92	8.20	9.20	2.52	2.52	3.40	—	5.1	8.45	9.50
	2.6kW	2.6kW	5.0kW	—	2.1	2.1	4.0	—	4.92	8.20	9.20	2.15	2.15	4.14	—	5.1	8.45	9.50
	2.6kW	2.6kW	6.0kW	—	1.9	1.9	4.4	—	4.92	8.20	9.20	1.96	1.96	4.52	—	5.1	8.45	9.50
	2.6kW	3.5kW	3.5kW	—	2.2	3.0	3.0	—	4.92	8.20	9.20	2.29	3.08	3.08	—	5.1	8.45	9.50
2.6kW	3.5kW	5.0kW	—	1.9	2.6	3.7	—	4.92	8.20	9.20	1.98	2.66	3.80	—	5.1	8.45	9.50	
2.6kW	3.5kW	6.0kW	—	1.8	2.4	4.1	—	4.92	8.20	9.20	1.81	2.44	4.19	—	5.1	8.45	9.50	
3.5kW	3.5kW	3.5kW	—	2.7	2.7	2.7	—	4.92	8.20	9.20	2.82	2.82	2.82	—	5.1	8.45	9.50	
3.5kW	3.5kW	5.0kW	—	2.4	2.4	3.4	—	4.92	8.20	9.20	2.46	2.46	3.52	—	5.1	8.45	9.50	
4 units	2.0kW	2.0kW	2.0kW	2.0kW	2.0	2.0	2.0	2.0	4.8	8.00	8.96	2.00	2.00	2.00	2.00	4.9	8.24	9.20
	2.0kW	2.0kW	2.0kW	2.6kW	1.9	1.9	1.9	2.5	4.92	8.20	9.20	1.96	1.96	1.96	2.55	5.1	8.45	9.50
	2.0kW	2.0kW	2.0kW	3.5kW	1.7	1.7	1.7	3.0	4.92	8.20	9.20	1.78	1.78	1.78	3.11	5.1	8.45	9.50
	2.0kW	2.0kW	2.0kW	5.0kW	1.5	1.5	1.5	3.7	4.92	8.20	9.20	1.54	1.54	1.54	3.84	5.1	8.45	9.50
	2.0kW	2.0kW	2.0kW	6.0kW	1.5	1.5	1.5	3.7	4.92	8.20	9.20	1.54	1.54	1.54	3.84	5.1	8.45	9.50
	2.0kW	2.0kW	2.0kW	7.0kW	1.3	1.3	1.3	4.4	4.92	8.20	9.20	1.30	1.30	1.30	4.55	5.1	8.45	9.50
	2.0kW	2.0kW	2.0kW	8.0kW	1.3	1.3	1.3	4.4	4.92	8.20	9.20	1.30	1.30	1.30	4.55	5.1	8.45	9.50
	2.0kW	2.0kW	2.6kW	2.6kW	1.8	1.8	2.3	2.3	4.92	8.20	9.20	1.84	1.84	2.39	2.39	5.1	8.45	9.50
	2.0kW	2.0kW	2.6kW	3.5kW	1.6	1.6	2.1	2.8	4.92	8.20	9.20	1.67	1.67	2.17	2.93	5.1	8.45	9.50
	2.0kW	2.0kW	2.6kW	5.0kW	1.4	1.4	1.8	3.5	4.92	8.20	9.20	1.46	1.46	1.89	3.64	5.1	8.45	9.50
	2.0kW	2.0kW	2.6kW	6.0kW	1.4	1.4	1.8	3.5	4.92	8.20	9.20	1.46	1.46	1.89	3.64	5.1	8.45	9.50
	2.0kW	2.0kW	3.5kW	3.5kW	1.5	1.5	2.6	2.6	4.92	8.20	9.20	1.54	1.54	2.69	2.69	5.1	8.45	9.50
	2.0kW	2.6kW	2.6kW	2.6kW	1.7	2.2	2.2	2.2	4.92	8.20	9.20	1.72	2.24	2.24	2.24	5.1	8.45	9.50
	2.0kW	2.6kW	2.6kW	3.5kW	1.5	2.0	2.0	2.7	4.92	8.20	9.20	1.58	2.05	2.05	2.76	5.1	8.45	9.50
	2.0kW	2.6kW	3.5kW	3.5kW	1.4	1.8	2.5	2.5	4.92	8.20	9.20	1.46	1.89	2.55	2.55	5.1	8.45	9.50
	2.6kW	2.6kW	2.6kW	2.6kW	2.1	2.1	2.1	2.1	4.92	8.20	9.20	2.11	2.11	2.11	2.11	5.1	8.45	9.50
2.6kW	2.6kW	2.6kW	3.5kW	1.9	1.9	1.9	2.5	4.92	8.20	9.20	1.94	1.94	1.94	2.62	5.1	8.45	9.50	



# Combination Table

For outdoor unit: MON5H11B

Indoor Units	2.0kW	2.6kW	3.5kW	5.0kW	6.0kW	7.0kW	8.0kW
Wall Mounted	HINRP20MB	HINRP26MB	HINRP35MB	HINRP50MB	HINRP60MB	HINRP70MB	HINRP80MB
Slim Ducted		DINSD26MB	DINSD35MB	DINSD50MB		DINSD70MB	
Compact Cassettes	CIN020RMB	CIN026RMB	CIN035RMB	CIN050RMB			
Floor Console				FINRP50MB			

Indoor Unit Combinations						Cooling							Heating								
Operation	Unit ID					Capacity of each Indoor Unit (kW)					System Capacity (kW)			Capacity of each Indoor Unit (kW)					System Capacity (kW)		
	Unit A	Unit B	Unit C	Unit D	Unit E	Room A	Room B	Room C	Room D	Room E	Min	Rated	Max	Room A	Room B	Room C	Room D	Room E	Min	Rated	Max
1 Unit	7.0kW	—	—	—	—	7.0	—	—	—	—	4.20	7.00	7.56	7.00	—	—	—	—	4.28	7.14	7.84
	8.0kW	—	—	—	—	7.0	—	—	—	—	4.20	7.00	7.56	7.00	—	—	—	—	4.28	7.14	7.84
2 units	2.0kW	2.0kW	—	—	—	2.0	2.0	—	—	—	2.40	4.00	4.32	2.00	2.00	—	—	—	2.45	4.08	4.48
	2.0kW	2.6kW	—	—	—	2.0	2.6	—	—	—	2.76	4.60	4.97	2.00	2.60	—	—	—	2.82	4.69	5.15
	2.0kW	3.5kW	—	—	—	2.0	3.5	—	—	—	3.30	5.50	5.94	2.00	3.50	—	—	—	3.37	5.61	6.16
	2.0kW	5.0kW	—	—	—	2.0	5.0	—	—	—	4.20	7.00	7.56	2.00	5.00	—	—	—	4.28	7.14	7.84
	2.0kW	6.0kW	—	—	—	2.0	6.0	—	—	—	4.80	8.00	8.64	2.00	6.00	—	—	—	4.90	8.16	8.96
	2.0kW	7.0kW	—	—	—	2.0	7.0	—	—	—	5.40	9.00	9.72	2.00	7.00	—	—	—	5.51	9.18	10.08
	2.0kW	8.0kW	—	—	—	2.0	7.0	—	—	—	5.40	9.00	9.72	2.00	7.00	—	—	—	5.51	9.18	10.08
	2.6kW	2.6kW	—	—	—	2.6	2.6	—	—	—	3.12	5.20	5.62	2.60	2.60	—	—	—	3.18	5.30	5.82
	2.6kW	3.5kW	—	—	—	2.6	3.5	—	—	—	3.66	6.10	6.59	2.60	3.50	—	—	—	3.73	6.22	6.83
	2.6kW	5.0kW	—	—	—	2.6	5.0	—	—	—	4.56	7.60	8.21	2.60	5.00	—	—	—	4.65	7.75	8.51
	2.6kW	6.0kW	—	—	—	2.6	6.0	—	—	—	5.16	8.60	9.29	2.60	6.00	—	—	—	5.26	8.77	9.63
	2.6kW	7.0kW	—	—	—	2.6	7.0	—	—	—	5.76	9.60	10.37	2.60	7.00	—	—	—	5.88	9.79	10.75
	2.6kW	8.0kW	—	—	—	2.6	7.0	—	—	—	5.76	9.60	10.37	2.60	7.00	—	—	—	5.88	9.79	10.75
	3.5kW	3.5kW	—	—	—	3.5	3.5	—	—	—	4.20	7.00	7.56	3.50	3.50	—	—	—	4.28	7.14	7.84
	3.5kW	5.0kW	—	—	—	3.5	5.0	—	—	—	5.10	8.50	9.18	3.50	5.00	—	—	—	5.20	8.67	9.52
	3.5kW	6.0kW	—	—	—	3.5	6.0	—	—	—	5.70	9.50	10.26	3.50	6.00	—	—	—	5.81	9.69	10.64
3.5kW	8.0kW	—	—	—	3.5	7.0	—	—	—	6.30	10.50	11.34	3.50	7.00	—	—	—	6.43	10.71	11.76	
3.5kW	7.0kW	—	—	—	3.5	7.0	—	—	—	6.30	10.50	11.34	3.50	7.00	—	—	—	6.43	10.71	11.76	
3 units	2.0kW	2.0kW	2.0kW	—	—	2.0	2.0	2.0	—	—	3.60	6.00	6.48	2.00	2.00	2.00	—	—	3.67	6.12	6.72
	2.0kW	2.0kW	2.6kW	—	—	2.0	2.0	2.6	—	—	3.96	6.60	7.13	2.00	2.00	2.60	—	—	4.04	6.73	7.39
	2.0kW	2.0kW	3.5kW	—	—	2.0	2.0	3.5	—	—	4.50	7.50	8.10	2.00	2.00	3.50	—	—	4.59	7.65	8.40
	2.0kW	2.0kW	5.0kW	—	—	2.0	2.0	5.0	—	—	5.40	9.00	9.72	2.00	2.00	5.00	—	—	5.51	9.18	10.08
	2.0kW	2.0kW	6.0kW	—	—	2.0	2.0	6.0	—	—	6.00	10.00	10.80	2.00	2.00	6.00	—	—	6.12	10.20	11.20
	2.0kW	2.0kW	7.0kW	—	—	1.9	1.9	6.7	—	—	6.30	10.50	11.70	1.95	1.95	6.82	—	—	6.43	10.71	12.00
	2.0kW	2.0kW	8.0kW	—	—	1.9	1.9	6.7	—	—	6.30	10.50	11.70	1.95	1.95	6.82	—	—	6.43	10.71	12.00
	2.0kW	2.6kW	2.6kW	—	—	2.0	2.6	2.6	—	—	4.32	7.20	7.78	2.00	2.60	2.60	—	—	4.41	7.34	8.06
	2.0kW	2.6kW	3.5kW	—	—	2.0	2.6	3.5	—	—	4.86	8.10	8.75	2.00	2.60	3.50	—	—	4.96	8.26	9.07
	2.0kW	2.6kW	5.0kW	—	—	2.0	2.6	5.0	—	—	5.76	9.60	10.37	2.00	2.60	5.00	—	—	5.88	9.79	10.75
	2.0kW	2.6kW	6.0kW	—	—	2.0	2.6	5.9	—	—	6.30	10.50	11.45	2.00	2.60	6.00	—	—	6.43	10.71	11.87
	2.0kW	2.6kW	7.0kW	—	—	1.8	2.4	6.3	—	—	6.30	10.50	11.70	1.85	2.40	6.46	—	—	6.43	10.71	12.00
	2.0kW	2.6kW	8.0kW	—	—	1.8	2.4	6.3	—	—	6.30	10.50	11.70	1.85	2.40	6.46	—	—	6.43	10.71	12.00
	2.0kW	3.5kW	3.5kW	—	—	2.0	3.5	3.5	—	—	5.40	9.00	9.72	2.00	3.50	3.50	—	—	5.51	9.18	10.08
	2.0kW	3.5kW	5.0kW	—	—	2.0	3.5	5.0	—	—	6.30	10.50	11.34	2.00	3.50	5.00	—	—	6.43	10.71	11.76
	2.0kW	3.5kW	6.0kW	—	—	1.8	3.2	5.5	—	—	6.30	10.50	11.70	1.86	3.26	5.59	—	—	6.43	10.71	12.00
	2.0kW	3.5kW	7.0kW	—	—	1.7	2.9	5.9	—	—	6.30	10.50	11.70	1.71	3.00	6.00	—	—	6.43	10.71	12.00
	2.0kW	3.5kW	8.0kW	—	—	1.7	2.9	5.9	—	—	6.30	10.50	11.70	1.71	3.00	6.00	—	—	6.43	10.71	12.00
	2.6kW	2.6kW	2.6kW	—	—	2.6	2.6	2.6	—	—	4.68	7.80	8.42	2.60	2.60	2.60	—	—	4.77	7.96	8.74
	2.6kW	2.6kW	3.5kW	—	—	2.6	2.6	3.5	—	—	5.22	8.70	9.40	2.60	2.60	3.50	—	—	5.32	8.87	9.74
	2.6kW	2.6kW	5.0kW	—	—	2.6	2.6	5.0	—	—	6.12	10.20	11.02	2.60	2.60	5.00	—	—	6.24	10.40	11.42
	2.6kW	2.6kW	6.0kW	—	—	2.4	2.4	5.6	—	—	6.30	10.50	11.70	2.49	2.49	5.74	—	—	6.43	10.71	12.00
	2.6kW	2.6kW	7.0kW	—	—	2.2	2.2	6.0	—	—	6.30	10.50	11.70	2.28	2.28	6.15	—	—	6.43	10.71	12.00
	2.6kW	2.6kW	8.0kW	—	—	2.2	2.2	6.0	—	—	6.30	10.50	11.70	2.28	2.28	6.15	—	—	6.43	10.71	12.00
	2.6kW	3.5kW	3.5kW	—	—	2.6	3.5	3.5	—	—	5.76	9.60	10.37	2.60	3.50	3.50	—	—	5.88	9.79	10.75
	2.6kW	3.5kW	5.0kW	—	—	2.5	3.3	4.7	—	—	6.30	10.50	11.70	2.51	3.38	4.82	—	—	6.43	10.71	12.00
	2.6kW	3.5kW	6.0kW	—	—	2.3	3.0	5.2	—	—	6.30	10.50	11.70	2.30	3.10	5.31	—	—	6.43	10.71	12.00
	2.6kW	3.5kW	7.0kW	—	—	2.1	2.8	5.6	—	—	6.30	10.50	11.70	2.13	2.86	5.72	—	—	6.43	10.71	12.00
	2.6kW	3.5kW	8.0kW	—	—	2.1	2.8	5.6	—	—	6.30	10.50	11.70	2.13	2.86	5.72	—	—	6.43	10.71	12.00
	3.5kW	3.5kW	3.5kW	—	—	3.5	3.5	3.5	—	—	6.30	10.50	11.34	3.50	3.50	3.50	—	—	6.43	10.71	11.76
	3.5kW	3.5kW	5.0kW	—	—	3.1	3.1	4.4	—	—	6.30	10.50	11.70	3.12	3.12	4.46	—	—	6.43	10.71	12.00
	3.5kW	3.5kW	6.0kW	—	—	2.8	2.8	4.8	—	—	6.30	10.50	11.70	2.83	2.83	4.85	—	—	6.43	10.71	12.00
3.5kW	3.5kW	8.0kW	—	—	2.6	2.6	5.3	—	—	6.30	10.50	11.70	2.68	2.68	5.36	—	—	6.43	10.71	12.00	
3.5kW	3.5kW	7.0kW	—	—	2.6	2.6	5.3	—	—	6.30	10.50	11.70	2.68	2.68	5.36	—	—	6.43	10.71	12.00	
4 units	2.0kW	2.0kW	2.0kW	2.0kW	—	2.0	2.0	2.0	2.0	—	4.80	8.00	8.64	2.00	2.00	2.00	2.00	—	4.90	8.16	8.96
	2.0kW	2.0kW	2.0kW	2.6kW	—	2.0	2.0	2.0	2.6	—	5.16	8.60	9.29	2.00	2.00	2.00	2.60	—	5.26	8.77	9.63
	2.0kW	2.0kW	2.0kW	3.5kW	—	2.0	2.0	2.0	3.5	—	5.70	9.50	10.26	2.00	2.00	2.00	3.50	—	5.81	9.69	10.64
	2.0kW	2.0kW	2.0kW	5.0kW	—	1.9	1.9	1.9	4.8	—	6.30	10.50	11.70	1.95	1.95	1.95	4.87	—	6.43	10.71	12.00

Indoor Unit Combinations					Cooling								Heating								
Operation	Unit ID					Capacity of each Indoor Unit (kW)					System Capacity (kW)			Capacity of each Indoor Unit (kW)					System Capacity (kW)		
	Unit A	Unit B	Unit C	Unit D	Unit E	Room A	Room B	Room C	Room D	Room E	Min	Rated	Max	Room A	Room B	Room C	Room D	Room E	Min	Rated	Max
4 units	2.0kW	2.0kW	2.0kW	6.0kW	—	1.8	1.8	1.8	5.3	—	6.30	10.50	11.70	1.79	1.79	1.79	5.36	—	6.43	10.71	12.00
	2.0kW	2.0kW	2.0kW	7.0kW	—	1.6	1.6	1.6	5.7	—	6.30	10.50	11.70	1.65	1.65	1.65	5.77	—	6.43	10.71	12.00
	2.0kW	2.0kW	2.0kW	8.0kW	—	1.6	1.6	1.6	5.7	—	6.30	10.50	11.70	1.65	1.65	1.65	5.77	—	6.43	10.71	12.00
	2.0kW	2.0kW	2.6kW	2.6kW	—	2.0	2.0	2.6	2.6	—	5.52	9.20	9.94	2.00	2.00	2.60	2.60	—	5.63	9.38	10.30
	2.0kW	2.0kW	2.6kW	3.5kW	—	2.0	2.0	2.6	3.5	—	6.06	10.10	10.91	2.00	2.00	2.60	3.50	—	6.18	10.30	11.31
	2.0kW	2.0kW	2.6kW	5.0kW	—	1.8	1.8	2.4	4.5	—	6.30	10.50	11.70	1.85	1.85	2.40	4.62	—	6.43	10.71	12.00
	2.0kW	2.0kW	2.6kW	6.0kW	—	1.7	1.7	2.2	5.0	—	6.30	10.50	11.70	1.70	1.70	2.21	5.10	—	6.43	10.71	12.00
	2.0kW	2.0kW	2.6kW	7.0kW	—	1.5	1.5	2.0	5.4	—	6.30	10.50	11.70	1.58	1.58	2.05	5.51	—	6.43	10.71	12.00
	2.0kW	2.0kW	2.6kW	8.0kW	—	1.5	1.5	2.0	5.4	—	6.30	10.50	11.70	1.58	1.58	2.05	5.51	—	6.43	10.71	12.00
	2.0kW	2.0kW	3.5kW	3.5kW	—	1.9	1.9	3.3	3.3	—	6.30	10.50	11.70	1.95	1.95	3.41	3.41	—	6.43	10.71	12.00
	2.0kW	2.0kW	3.5kW	5.0kW	—	1.7	1.7	2.9	4.2	—	6.30	10.50	11.70	1.71	1.71	3.00	4.28	—	6.43	10.71	12.00
	2.0kW	2.0kW	3.5kW	6.0kW	—	1.6	1.6	2.7	4.7	—	6.30	10.50	11.70	1.59	1.59	2.78	4.76	—	6.43	10.71	12.00
	2.0kW	2.6kW	2.6kW	2.6kW	—	2.0	2.6	2.6	2.6	—	5.88	9.80	10.58	2.00	2.60	2.60	2.60	—	6.00	10.00	10.98
	2.0kW	2.6kW	2.6kW	3.5kW	—	2.0	2.6	2.6	3.4	—	6.30	10.50	11.56	2.00	2.60	2.60	3.50	—	6.43	10.71	11.98
	2.0kW	2.6kW	2.6kW	5.0kW	—	1.7	2.2	2.2	4.3	—	6.30	10.50	11.70	1.76	2.28	2.28	4.39	—	6.43	10.71	12.00
	2.0kW	2.6kW	2.6kW	6.0kW	—	1.6	2.1	2.1	4.8	—	6.30	10.50	11.70	1.62	2.11	2.11	4.87	—	6.43	10.71	12.00
	2.0kW	2.6kW	3.5kW	3.5kW	—	1.8	2.4	3.2	3.2	—	6.30	10.50	11.70	1.85	2.40	3.23	3.23	—	6.43	10.71	12.00
	2.0kW	2.6kW	3.5kW	5.0kW	—	1.6	2.1	2.8	4.0	—	6.30	10.50	11.70	1.64	2.13	2.86	4.09	—	6.43	10.71	12.00
	2.0kW	2.6kW	3.5kW	6.0kW	—	1.5	1.9	2.6	4.5	—	6.30	10.50	11.70	1.52	1.97	2.66	4.56	—	6.43	10.71	12.00
	2.0kW	3.5kW	3.5kW	3.5kW	—	1.7	2.9	2.9	2.9	—	6.30	10.50	11.70	1.71	3.00	3.00	3.00	—	6.43	10.71	12.00
	2.0kW	3.5kW	3.5kW	5.0kW	—	1.5	2.6	2.6	3.8	—	6.30	10.50	11.70	1.53	2.68	2.68	3.83	—	6.43	10.71	12.00
	2.0kW	3.5kW	3.5kW	6.0kW	—	1.4	2.5	2.5	4.2	—	6.30	10.50	11.70	1.43	2.50	2.50	4.28	—	6.43	10.71	12.00
	2.6kW	2.6kW	2.6kW	2.6kW	—	2.6	2.6	2.6	2.6	—	6.24	10.40	11.23	2.60	2.60	2.60	2.60	—	6.36	10.61	11.65
	2.6kW	2.6kW	2.6kW	3.5kW	—	2.4	2.4	2.4	3.3	—	6.30	10.50	11.70	2.46	2.46	2.46	3.32	—	6.43	10.71	12.00
	2.6kW	2.6kW	2.6kW	5.0kW	—	2.1	2.1	2.1	4.1	—	6.30	10.50	11.70	2.18	2.18	2.18	4.18	—	6.43	10.71	12.00
	2.6kW	2.6kW	2.6kW	6.0kW	—	2.0	2.0	2.0	4.6	—	6.30	10.50	11.70	2.02	2.02	2.02	4.66	—	6.43	10.71	12.00
	2.6kW	2.6kW	2.6kW	7.0kW	—	1.8	1.8	1.8	5.0	—	6.30	10.50	11.70	1.88	1.88	1.88	5.07	—	6.43	10.71	12.00
	2.6kW	2.6kW	2.6kW	8.0kW	—	1.8	1.8	1.8	5.0	—	6.30	10.50	11.70	1.88	1.88	1.88	5.07	—	6.43	10.71	12.00
	2.6kW	2.6kW	3.5kW	3.5kW	—	2.2	2.2	3.0	3.0	—	6.30	10.50	11.70	2.28	2.28	3.07	3.07	—	6.43	10.71	12.00
	2.6kW	2.6kW	3.5kW	5.0kW	—	2.0	2.0	2.7	3.8	—	6.30	10.50	11.70	2.03	2.03	2.74	3.91	—	6.43	10.71	12.00
	2.6kW	2.6kW	3.5kW	6.0kW	—	1.9	1.9	2.5	4.3	—	6.30	10.50	11.70	1.89	1.89	2.55	4.37	—	6.43	10.71	12.00
	2.6kW	2.6kW	3.5kW	7.0kW	—	1.7	1.7	2.3	4.7	—	6.30	10.50	11.70	1.77	1.77	2.39	4.78	—	6.43	10.71	12.00
	2.6kW	2.6kW	3.5kW	8.0kW	—	1.7	1.7	2.3	4.7	—	6.30	10.50	11.70	1.77	1.77	2.39	4.78	—	6.43	10.71	12.00
	2.6kW	3.5kW	3.5kW	3.5kW	—	2.1	2.8	2.8	2.8	—	6.30	10.50	11.70	2.13	2.86	2.86	2.86	—	6.43	10.71	12.00
	2.6kW	3.5kW	3.5kW	5.0kW	—	1.9	2.5	2.5	3.6	—	6.30	10.50	11.70	1.91	2.57	2.57	3.67	—	6.43	10.71	12.00
2.6kW	3.5kW	3.5kW	6.0kW	—	1.8	2.4	2.4	4.0	—	6.30	10.50	11.70	1.79	2.40	2.40	4.12	—	6.43	10.71	12.00	
3.5kW	3.5kW	3.5kW	3.5kW	—	2.6	2.6	2.6	2.6	—	6.30	10.50	11.70	2.68	2.68	2.68	2.68	—	6.43	10.71	12.00	
3.5kW	3.5kW	3.5kW	5.0kW	—	2.4	2.4	2.4	3.4	—	6.30	10.50	11.70	2.42	2.42	2.42	3.45	—	6.43	10.71	12.00	
3.5kW	3.5kW	3.5kW	6.0kW	—	2.2	2.2	2.2	3.8	—	6.30	10.50	11.70	2.27	2.27	2.27	3.89	—	6.43	10.71	12.00	
5 units	2.0kW	2.0kW	2.0kW	2.0kW	2.0kW	2.0	2.0	2.0	2.0	2.0	6.00	10.00	10.80	2.00	2.00	2.00	2.00	2.00	6.12	10.20	11.20
	2.0kW	2.0kW	2.0kW	2.0kW	2.6kW	2.0	2.0	2.0	2.0	2.6	6.30	10.50	11.45	2.00	2.00	2.00	2.00	2.60	6.43	10.71	11.87
	2.0kW	2.0kW	2.0kW	2.0kW	3.5kW	1.8	1.8	1.8	1.8	3.2	6.30	10.50	11.70	1.86	1.86	1.86	1.86	3.26	6.43	10.71	12.00
	2.0kW	2.0kW	2.0kW	2.0kW	5.0kW	1.6	1.6	1.6	1.6	4.0	6.30	10.50	11.70	1.65	1.65	1.65	1.65	4.12	6.43	10.71	12.00
	2.0kW	2.0kW	2.0kW	2.0kW	6.0kW	1.5	1.5	1.5	1.5	4.5	6.30	10.50	11.70	1.53	1.53	1.53	1.53	4.59	6.43	10.71	12.00
	2.0kW	2.0kW	2.0kW	2.6kW	2.6kW	1.9	1.9	1.9	2.4	2.4	6.30	10.50	11.70	1.91	1.91	1.91	2.49	2.49	6.43	10.71	12.00
	2.0kW	2.0kW	2.0kW	2.6kW	3.5kW	1.7	1.7	1.7	2.3	3.0	6.30	10.50	11.70	1.77	1.77	1.77	2.30	3.10	6.43	10.71	12.00
	2.0kW	2.0kW	2.0kW	2.6kW	5.0kW	1.5	1.5	1.5	2.0	3.9	6.30	10.50	11.70	1.58	1.58	1.58	2.05	3.94	6.43	10.71	12.00
	2.0kW	2.0kW	2.0kW	2.6kW	6.0kW	1.4	1.4	1.4	1.9	4.3	6.30	10.50	11.70	1.47	1.47	1.47	1.91	4.40	6.43	10.71	12.00
	2.0kW	2.0kW	2.0kW	3.5kW	3.5kW	1.6	1.6	1.6	2.8	2.8	6.30	10.50	11.70	1.65	1.65	1.65	2.88	2.88	6.43	10.71	12.00
	2.0kW	2.0kW	2.0kW	3.5kW	5.0kW	1.4	1.4	1.4	2.5	3.6	6.30	10.50	11.70	1.48	1.48	1.48	2.59	3.69	6.43	10.71	12.00
	2.0kW	2.0kW	2.0kW	3.5kW	6.0kW	1.4	1.4	1.4	2.4	4.1	6.30	10.50	11.70	1.38	1.38	1.38	2.42	4.15	6.43	10.71	12.00
	2.0kW	2.0kW	2.6kW	2.6kW	2.6kW	1.8	1.8	2.3	2.3	2.3	6.30	10.50	11.70	1.82	1.82	2.36	2.36	2.36	6.43	10.71	12.00
	2.0kW	2.0kW	2.6kW	2.6kW	3.5kW	1.7	1.7	2.1	2.1	2.9	6.30	10.50	11.70	1.69	1.69	2.19	2.19	2.95	6.43	10.71	12.00
	2.0kW	2.0kW	2.6kW	2.6kW	6.0kW	1.4	1.4	1.8	1.8	4.1	6.30	10.50	11.70	1.41	1.41	1.83	1.83	4.23	6.43	10.71	12.00
	2.0kW	2.0kW	2.6kW	3.5kW	3.5kW	1.5	1.5	2.0	2.7	2.7	6.30	10.50	11.70	1.58	1.58	2.05	2.76	2.76	6.43	10.71	12.00
	2.0kW	2.0kW	2.6kW	3.5kW	5.0kW	1.4	1.4	1.8	2.4	3.5	6.30	10.50	11.70	1.42	1.42	1.84	2.48	3.55	6.43	10.71	12.00
	2.0kW	2.0kW	2.6kW	3.5kW	6.0kW	1.3	1.3	1.7	2.3	3.9	6.30	10.50	11.70	1.33	1.33	1.73	2.33	3.99	6.43	10.71	12.00
	2.0kW	2.0kW	3.5kW	3.5kW	3.5kW	1.4	1.4	2.5	2.5	2.5	6.30	10.50	11.70	1.48	1.48	2.59	2.59	2.59	6.43	10.71	12.00
	2.0kW	2.0kW	3.5kW	3.5kW	5.0kW	1.3	1.3	2.3	2.3	3.3	6.30	10.50	11.70	1.34	1.34	2.34	2.34	3.35	6.43	10.71	12.00
	2.0kW	2.0kW	3.5kW	3.5kW	6.0kW	1.2	1.2	2.2	2.2	3.7	6.30	10.50	11.70	1.26	1.26	2.21	2.21	3.78	6.43	10.71	12.00
	2.0kW	2.6kW	2.6kW	2.6kW	2.6kW	1.7	2.2	2.2	2.2	2.2	6.30	10.50	11.70	1.73	2.25	2.25	2.25	2.25	6.43	10.71	12.00
	2.0kW	2.6kW	2.6kW	2.6kW	3.5kW	1.6	2.1	2.1	2.1	2.8	6.30	10.50	11.70	1.61	2.09	2.09	2.09	2.82	6.43	10.71	12.00
	2.0kW	2.6kW	2.6kW	2.6kW	5.0kW	1.4	1.8	1.8	1.8	3.5	6.30	10.50	11.70	1.45	1.88	1.88	1.88	3.62	6.43	10.71	12.00
	2.0kW	2.6kW	2.6kW	2.6kW	6.0kW	1.3	1.7	1.7	1.7	4.0	6.30	10.50	11.70	1.36	1.76	1.76	1.76	4.07	6.43	10.7	

# Combination Table

For outdoor unit: MON5H13B

Indoor Units	2.0kW	2.6kW	3.5kW	5.0kW	6.0kW	7.0kW	8.0kW
Wall Mounted	HINRP20MB	HINRP26MB	HINRP35MB	HINRP50MB	HINRP60MB	HINRP70MB	HINRP80MB
Slim Ducted		DINSD26MB	DINSD35MB	DINSD50MB		DINSD70MB	
Compact Cassettes	CIN020RMB	CIN026RMB	CIN035RMB	CIN050RMB			
Floor Console				FINRP50MB			

Indoor Unit Combinations						Cooling							Heating								
Operation	Unit ID					Capacity of each Indoor Unit (kW)					System Capacity (kW)			Capacity of each Indoor Unit (kW)					System Capacity (kW)		
	Unit A	Unit B	Unit C	Unit D	Unit E	Room A	Room B	Room C	Room D	Room E	Min	Rated	Max	Room A	Room B	Room C	Room D	Room E	Min	Rated	Max
1 Unit	7.0kW	—	—	—	—	7.0	—	—	—	—	4.20	7.00	7.35	7.00	—	—	—	—	4.20	7.00	7.70
	8.0kW	—	—	—	—	8.0	—	—	—	—	4.80	8.00	8.40	7.00	—	—	—	—	4.20	7.00	8.80
2 units	2.0kW	2.0kW	—	—	—	2.0	2.0	—	—	—	2.40	4.00	4.20	2.00	2.00	—	—	—	2.40	4.00	4.40
	2.0kW	2.6kW	—	—	—	2.0	2.6	—	—	—	2.76	4.60	4.83	2.00	2.60	—	—	—	2.76	4.60	5.06
	2.0kW	3.5kW	—	—	—	2.0	3.5	—	—	—	3.30	5.50	5.78	2.00	3.50	—	—	—	3.30	5.50	6.05
	2.0kW	5.0kW	—	—	—	2.0	5.0	—	—	—	4.20	7.00	7.35	2.00	5.00	—	—	—	4.20	7.00	7.70
	2.0kW	6.0kW	—	—	—	2.0	6.0	—	—	—	4.80	8.00	8.40	2.00	6.00	—	—	—	4.80	8.00	8.80
	2.0kW	7.0kW	—	—	—	2.0	7.0	—	—	—	5.40	9.00	9.45	2.00	7.00	—	—	—	5.40	9.00	9.90
	2.0kW	8.0kW	—	—	—	2.0	7.0	—	—	—	5.40	9.00	9.45	2.00	7.00	—	—	—	5.40	9.00	9.90
	2.6kW	2.6kW	—	—	—	2.6	2.6	—	—	—	3.12	5.20	5.46	2.60	2.60	—	—	—	3.12	5.20	5.72
	2.6kW	3.5kW	—	—	—	2.6	3.5	—	—	—	3.66	6.10	6.41	2.60	3.50	—	—	—	3.66	6.10	6.71
	2.6kW	5.0kW	—	—	—	2.6	5.0	—	—	—	4.56	7.60	7.98	2.60	5.00	—	—	—	4.56	7.60	8.36
	2.6kW	6.0kW	—	—	—	2.6	6.0	—	—	—	5.16	8.60	9.03	2.60	6.00	—	—	—	5.16	8.60	9.46
	2.6kW	7.0kW	—	—	—	2.6	7.0	—	—	—	5.76	9.60	10.08	2.60	7.00	—	—	—	5.76	9.60	10.56
2 units	2.6kW	8.0kW	—	—	—	2.6	7.0	—	—	—	5.76	9.60	10.08	2.60	7.00	—	—	—	5.76	9.60	10.56
	3.5kW	3.5kW	—	—	—	3.5	3.5	—	—	—	4.20	7.00	7.35	3.50	3.50	—	—	—	4.20	7.00	7.70
	3.5kW	5.0kW	—	—	—	3.5	5.0	—	—	—	5.10	8.50	8.93	3.50	5.00	—	—	—	5.10	8.50	9.35
	3.5kW	6.0kW	—	—	—	3.5	6.0	—	—	—	5.70	9.50	9.98	3.50	6.00	—	—	—	5.70	9.50	10.45
	3.5kW	7.0kW	—	—	—	3.5	7.0	—	—	—	6.30	10.50	11.03	3.50	7.00	—	—	—	6.30	10.50	11.55
	3.5kW	8.0kW	—	—	—	3.5	7.0	—	—	—	6.30	10.50	11.03	3.50	7.00	—	—	—	6.30	10.50	11.55
	5.0kW	5.0kW	—	—	—	5.0	5.0	—	—	—	6.00	10.00	10.50	5.00	5.00	—	—	—	6.00	10.00	11.00
	5.0kW	6.0kW	—	—	—	5.0	6.0	—	—	—	6.60	11.00	11.55	5.00	6.00	—	—	—	6.60	11.00	12.10
	5.0kW	7.0kW	—	—	—	5.0	7.0	—	—	—	7.20	12.00	12.60	5.00	7.00	—	—	—	7.20	12.00	13.20
	5.0kW	8.0kW	—	—	—	5.0	7.0	—	—	—	7.20	12.00	12.60	5.00	7.00	—	—	—	7.20	12.00	13.20
	6.0kW	6.0kW	—	—	—	6.0	6.0	—	—	—	7.20	12.00	12.60	6.00	6.00	—	—	—	7.20	12.00	13.20
	6.0kW	8.0kW	—	—	—	6.0	7.0	—	—	—	7.80	13.00	13.65	6.00	7.00	—	—	—	7.80	13.00	14.30
6.0kW	7.0kW	—	—	—	6.0	7.0	—	—	—	7.80	13.00	13.65	6.00	7.00	—	—	—	7.80	13.00	14.30	
3 units	2.0kW	2.0kW	2.0kW	—	—	2.0	2.0	2.0	—	—	3.60	6.00	6.30	2.00	2.00	2.00	—	—	3.60	6.00	6.60
	2.0kW	2.0kW	2.6kW	—	—	2.0	2.0	2.6	—	—	3.96	6.60	6.93	2.00	2.00	2.60	—	—	3.96	6.60	7.26
	2.0kW	2.0kW	3.5kW	—	—	2.0	2.0	3.5	—	—	4.50	7.50	7.88	2.00	2.00	3.50	—	—	4.50	7.50	8.25
	2.0kW	2.0kW	5.0kW	—	—	2.0	2.0	5.0	—	—	5.40	9.00	9.45	2.00	2.00	5.00	—	—	5.40	9.00	9.90
	2.0kW	2.0kW	6.0kW	—	—	2.0	2.0	6.0	—	—	6.00	10.00	10.50	2.00	2.00	6.00	—	—	6.00	10.00	11.00
	2.0kW	2.0kW	7.0kW	—	—	2.0	2.0	7.0	—	—	6.60	11.00	11.55	2.00	2.00	7.00	—	—	6.60	11.00	12.10
	2.0kW	2.0kW	8.0kW	—	—	2.0	2.0	7.0	—	—	6.60	11.00	11.55	2.00	2.00	7.00	—	—	6.60	11.00	12.10
	2.0kW	2.6kW	2.6kW	—	—	2.0	2.6	2.6	—	—	4.32	7.20	7.56	2.00	2.60	2.60	—	—	4.32	7.20	7.92
	2.0kW	2.6kW	3.5kW	—	—	2.0	2.6	3.5	—	—	4.86	8.10	8.51	2.00	2.60	3.50	—	—	4.86	8.10	8.91
	2.0kW	2.6kW	5.0kW	—	—	2.0	2.6	5.0	—	—	5.76	9.60	10.08	2.00	2.60	5.00	—	—	5.76	9.60	10.56
	2.0kW	2.6kW	6.0kW	—	—	2.0	2.6	6.0	—	—	6.36	10.60	11.13	2.00	2.60	6.00	—	—	6.36	10.60	11.66
	2.0kW	2.6kW	7.0kW	—	—	2.0	2.6	7.0	—	—	6.96	11.60	12.18	2.00	2.60	7.00	—	—	6.96	11.60	12.76
	2.0kW	2.6kW	8.0kW	—	—	2.0	2.6	7.0	—	—	6.96	11.60	12.18	2.00	2.60	7.00	—	—	6.96	11.60	12.76
	2.0kW	3.5kW	3.5kW	—	—	2.0	3.5	3.5	—	—	5.40	9.00	9.45	2.00	3.50	3.50	—	—	5.40	9.00	9.90
	2.0kW	3.5kW	5.0kW	—	—	2.0	3.5	5.0	—	—	6.30	10.50	11.03	2.00	3.50	5.00	—	—	6.30	10.50	11.55
	2.0kW	3.5kW	6.0kW	—	—	2.0	3.5	6.0	—	—	6.90	11.50	12.08	2.00	3.50	6.00	—	—	6.90	11.50	12.65
	2.0kW	3.5kW	7.0kW	—	—	2.0	3.5	7.0	—	—	7.50	12.50	13.13	2.00	3.50	7.00	—	—	7.50	12.50	13.75
	2.0kW	3.5kW	8.0kW	—	—	2.0	3.5	7.0	—	—	7.50	12.50	13.13	2.00	3.50	7.00	—	—	7.50	12.50	13.75
	2.0kW	5.0kW	5.0kW	—	—	2.0	5.0	5.0	—	—	7.20	12.00	12.60	2.00	5.00	5.00	—	—	7.20	12.00	13.20
	2.0kW	5.0kW	6.0kW	—	—	2.0	5.0	6.0	—	—	7.80	13.00	13.65	2.00	5.00	6.00	—	—	7.80	13.00	14.30
	2.0kW	6.0kW	6.0kW	—	—	1.9	5.8	5.8	—	—	8.10	13.50	14.58	1.93	5.79	5.79	—	—	8.10	13.50	15.20
	2.6kW	2.6kW	2.6kW	—	—	2.6	2.6	2.6	—	—	4.68	7.80	8.19	2.60	2.60	2.60	—	—	4.68	7.80	8.58
	2.6kW	2.6kW	3.5kW	—	—	2.6	2.6	3.5	—	—	5.22	8.70	9.14	2.60	2.60	3.50	—	—	5.22	8.70	9.57
	2.6kW	2.6kW	5.0kW	—	—	2.6	2.6	5.0	—	—	6.12	10.20	10.71	2.60	2.60	5.00	—	—	6.12	10.20	11.22
2.6kW	2.6kW	6.0kW	—	—	2.6	2.6	6.0	—	—	6.72	11.20	11.76	2.60	2.60	6.00	—	—	6.72	11.20	12.32	
2.6kW	2.6kW	7.0kW	—	—	2.6	2.6	7.0	—	—	7.32	12.20	12.81	2.60	2.60	7.00	—	—	7.32	12.20	13.42	
2.6kW	2.6kW	8.0kW	—	—	2.6	2.6	7.0	—	—	7.32	12.20	12.81	2.60	2.60	7.00	—	—	7.32	12.20	13.42	
2.6kW	3.5kW	3.5kW	—	—	2.6	3.5	3.5	—	—	5.76	9.60	10.08	2.60	3.50	3.50	—	—	5.76	9.60	10.56	
2.6kW	3.5kW	5.0kW	—	—	2.6	3.5	5.0	—	—	6.66	11.10	11.66	2.60	3.50	5.00	—	—	6.66	11.10	12.21	
2.6kW	3.5kW	6.0kW	—	—	2.6	3.5	6.0	—	—	7.26	12.10	12.71	2.60	3.50	6.00	—	—	7.26	12.10	13.31	

Indoor Unit Combinations					Cooling									Heating								
Operation	Unit ID					Capacity of each Indoor Unit (kW)					System Capacity (kW)			Capacity of each Indoor Unit (kW)					System Capacity (kW)			
	Unit A	Unit B	Unit C	Unit D	Unit E	Room A	Room B	Room C	Room D	Room E	Min	Rated	Max	Room A	Room B	Room C	Room D	Room E	Min	Rated	Max	
3 units	2.6kW	3.5kW	7.0kW	—	—	2.6	3.5	7.0	—	—	7.86	13.10	13.76	2.60	3.50	7.00	—	—	7.86	13.10	14.41	
	2.6kW	3.5kW	8.0kW	—	—	2.6	3.5	7.0	—	—	7.86	13.10	13.76	2.60	3.50	7.00	—	—	7.86	13.10	14.41	
	2.6kW	5.0kW	5.0kW	—	—	2.6	5.0	5.0	—	—	7.56	12.60	13.23	2.60	5.00	5.00	—	—	7.56	12.60	13.86	
	2.6kW	5.0kW	6.0kW	—	—	2.6	5.0	6.0	—	—	8.10	13.50	14.28	2.58	4.96	5.96	—	—	8.10	13.50	14.96	
	2.6kW	6.0kW	6.0kW	—	—	2.4	5.5	5.5	—	—	8.10	13.50	14.58	2.40	5.55	5.55	—	—	8.10	13.50	15.20	
	3.5kW	3.5kW	3.5kW	—	—	3.5	3.5	3.5	—	—	6.30	10.50	11.03	3.50	3.50	3.50	—	—	6.30	10.50	11.55	
	3.5kW	3.5kW	5.0kW	—	—	3.5	3.5	5.0	—	—	7.20	12.00	12.60	3.50	3.50	5.00	—	—	7.20	12.00	13.20	
	3.5kW	3.5kW	—	—	—	3.5	3.5	6.0	—	—	7.80	13.00	13.65	3.50	3.50	6.00	—	—	7.80	13.00	14.30	
	3.5kW	3.5kW	7.0kW	—	—	3.4	3.4	6.8	—	—	8.10	13.50	14.58	3.38	3.38	6.75	—	—	8.10	13.50	15.20	
	3.5kW	3.5kW	8.0kW	—	—	3.4	3.4	6.8	—	—	8.10	13.50	14.58	3.38	3.38	6.75	—	—	8.10	13.50	15.20	
	3.5kW	5.0kW	5.0kW	—	—	3.5	5.0	5.0	—	—	8.10	13.50	14.18	3.50	5.00	5.00	—	—	8.10	13.50	14.85	
	3.5kW	5.0kW	6.0kW	—	—	3.3	4.7	5.6	—	—	8.10	13.50	14.58	3.26	4.66	5.59	—	—	8.10	13.50	15.20	
3.5kW	6.0kW	6.0kW	—	—	3.0	5.2	5.2	—	—	8.10	13.50	14.58	3.05	5.23	5.23	—	—	8.10	13.50	15.20		
4 units	2.0kW	2.0kW	2.0kW	2.0kW	—	2.0	2.0	2.0	2.0	—	4.80	8.00	8.40	2.00	2.00	2.00	2.00	—	4.80	8.00	8.80	
	2.0kW	2.0kW	2.0kW	2.6kW	—	2.0	2.0	2.0	2.6	—	5.16	8.60	9.03	2.00	2.00	2.00	2.60	—	5.16	8.60	9.46	
	2.0kW	2.0kW	2.0kW	3.5kW	—	2.0	2.0	2.0	3.5	—	5.70	9.50	9.98	2.00	2.00	2.00	3.50	—	5.70	9.50	10.45	
	2.0kW	2.0kW	2.0kW	5.0kW	—	2.0	2.0	2.0	5.0	—	6.60	11.00	11.55	2.00	2.00	2.00	5.00	—	6.60	11.00	12.10	
	2.0kW	2.0kW	2.0kW	6.0kW	—	2.0	2.0	2.0	6.0	—	7.20	12.00	12.60	2.00	2.00	2.00	6.00	—	7.20	12.00	13.20	
	2.0kW	2.0kW	2.0kW	7.0kW	—	2.0	2.0	2.0	7.0	—	7.80	13.00	13.65	2.00	2.00	2.00	7.00	—	7.80	13.00	14.30	
	2.0kW	2.0kW	2.0kW	8.0kW	—	2.0	2.0	2.0	7.0	—	7.80	13.00	13.65	2.00	2.00	2.00	7.00	—	7.80	13.00	14.30	
	2.0kW	2.0kW	2.6kW	2.6kW	—	2.0	2.0	2.6	2.6	—	5.52	9.20	9.66	2.00	2.00	2.60	2.60	—	5.52	9.20	10.12	
	2.0kW	2.0kW	2.6kW	3.5kW	—	2.0	2.0	2.6	3.5	—	6.06	10.10	10.61	2.00	2.00	2.60	3.50	—	6.06	10.10	11.11	
	2.0kW	2.0kW	2.6kW	5.0kW	—	2.0	2.0	2.6	5.0	—	6.96	11.60	12.18	2.00	2.00	2.60	5.00	—	6.96	11.60	12.76	
	2.0kW	2.0kW	2.6kW	6.0kW	—	2.0	2.0	2.6	6.0	—	7.56	12.60	13.23	2.00	2.00	2.60	6.00	—	7.56	12.60	13.86	
	2.0kW	2.0kW	2.6kW	7.0kW	—	2.0	2.0	2.6	6.9	—	8.10	13.50	14.28	1.99	1.99	2.58	6.95	—	8.10	13.50	14.96	
	2.0kW	2.0kW	2.6kW	8.0kW	—	2.0	2.0	2.6	6.9	—	8.10	13.50	14.28	1.99	1.99	2.58	6.95	—	8.10	13.50	14.96	
	2.0kW	2.0kW	3.5kW	3.5kW	—	2.0	2.0	3.5	3.5	—	6.60	11.00	11.55	2.00	2.00	3.50	3.50	—	6.60	11.00	12.10	
	2.0kW	2.0kW	3.5kW	5.0kW	—	2.0	2.0	3.5	5.0	—	7.50	12.50	13.13	2.00	2.00	3.50	5.00	—	7.50	12.50	13.75	
	2.0kW	2.0kW	3.5kW	6.0kW	—	2.0	2.0	3.5	6.0	—	8.10	13.50	14.18	2.00	2.00	3.50	6.00	—	8.10	13.50	14.85	
	2.0kW	2.0kW	3.5kW	7.0kW	—	1.9	1.9	3.3	6.5	—	8.10	13.50	14.58	1.86	1.86	3.26	6.52	—	8.10	13.50	15.20	
	2.0kW	2.0kW	3.5kW	8.0kW	—	1.9	1.9	3.3	6.5	—	8.10	13.50	14.58	1.86	1.86	3.26	6.52	—	8.10	13.50	15.20	
	2.0kW	2.0kW	5.0kW	5.0kW	—	1.9	1.9	4.8	4.8	—	8.10	13.50	14.58	1.93	1.93	4.82	4.82	—	8.10	13.50	15.20	
	2.0kW	2.0kW	5.0kW	6.0kW	—	1.8	1.8	4.5	5.4	—	8.10	13.50	14.58	1.80	1.80	4.50	5.40	—	8.10	13.50	15.20	
	2.0kW	2.6kW	2.6kW	2.6kW	—	2.0	2.6	2.6	2.6	—	5.88	9.80	10.29	2.00	2.60	2.60	2.60	—	5.88	9.80	10.78	
	2.0kW	2.6kW	2.6kW	3.5kW	—	2.0	2.6	2.6	3.5	—	6.42	10.70	11.24	2.00	2.60	2.60	3.50	—	6.42	10.70	11.77	
	2.0kW	2.6kW	2.6kW	5.0kW	—	2.0	2.6	2.6	5.0	—	7.32	12.20	12.81	2.00	2.60	2.60	5.00	—	7.32	12.20	13.42	
	2.0kW	2.6kW	2.6kW	6.0kW	—	2.0	2.6	2.6	6.0	—	7.92	13.20	13.86	2.00	2.60	2.60	6.00	—	7.92	13.20	14.52	
	2.0kW	2.6kW	2.6kW	7.0kW	—	1.9	2.5	2.5	6.7	—	8.10	13.50	14.58	1.90	2.47	2.47	6.65	—	8.10	13.50	15.20	
	2.0kW	2.6kW	2.6kW	8.0kW	—	1.9	2.5	2.5	6.7	—	8.10	13.50	14.58	1.90	2.47	2.47	6.65	—	8.10	13.50	15.20	
	2.0kW	2.6kW	3.5kW	3.5kW	—	2.0	2.6	3.5	3.5	—	6.96	11.60	12.18	2.00	2.60	3.50	3.50	—	6.96	11.60	12.76	
	2.0kW	2.6kW	3.5kW	5.0kW	—	2.0	2.6	3.5	5.0	—	7.86	13.10	13.76	2.00	2.60	3.50	5.00	—	7.86	13.10	14.41	
	2.0kW	2.6kW	3.5kW	6.0kW	—	1.9	2.5	3.4	5.7	—	8.10	13.50	14.58	1.91	2.49	3.35	5.74	—	8.10	13.50	15.20	
	2.0kW	2.6kW	3.5kW	7.0kW	—	1.8	2.3	3.1	6.3	—	8.10	13.50	14.58	1.79	2.32	3.13	6.26	—	8.10	13.50	15.20	
	2.0kW	2.6kW	3.5kW	8.0kW	—	1.8	2.3	3.1	6.3	—	8.10	13.50	14.58	1.79	2.32	3.13	6.26	—	8.10	13.50	15.20	
	2.0kW	2.6kW	5.0kW	5.0kW	—	1.8	2.4	4.6	4.6	—	8.10	13.50	14.58	1.85	2.40	4.62	4.62	—	8.10	13.50	15.20	
	2.0kW	2.6kW	5.0kW	6.0kW	—	1.7	2.3	4.3	5.2	—	8.10	13.50	14.58	1.73	2.25	4.33	5.19	—	8.10	13.50	15.20	
	2.0kW	3.5kW	3.5kW	3.5kW	—	2.0	3.5	3.5	3.5	—	7.50	12.50	13.13	2.00	3.50	3.50	3.50	—	7.50	12.50	13.75	
	2.0kW	3.5kW	3.5kW	5.0kW	—	1.9	3.4	3.4	4.8	—	8.10	13.50	14.58	1.93	3.38	3.38	4.82	—	8.10	13.50	15.20	
	2.0kW	3.5kW	3.5kW	6.0kW	—	1.8	3.2	3.2	5.4	—	8.10	13.50	14.58	1.80	3.15	3.15	5.40	—	8.10	13.50	15.20	
	2.0kW	3.5kW	3.5kW	7.0kW	—	1.7	3.0	3.0	5.9	—	8.10	13.50	14.58	1.69	2.95	2.95	5.91	—	8.10	13.50	15.20	
	2.0kW	3.5kW	3.5kW	8.0kW	—	1.7	3.0	3.0	5.9	—	8.10	13.50	14.58	1.69	2.95	2.95	5.91	—	8.10	13.50	15.20	
	2.0kW	3.5kW	5.0kW	5.0kW	—	1.7	3.0	4.4	4.4	—	8.10	13.50	14.58	1.74	3.05	4.35	4.35	—	8.10	13.50	15.20	
	2.0kW	3.5kW	5.0kW	6.0kW	—	1.7	3.0	4.4	4.4	—	8.10	13.50	14.58	1.74	3.05	4.35	4.35	—	8.10	13.50	15.20	
2.6kW	2.6kW	2.6kW	2.6kW	—	2.6	2.6	2.6	2.6	—	6.24	10.40	10.92	2.60	2.60	2.60	2.60	—	6.24	10.40	11.44		
2.6kW	2.6kW	2.6kW	3.5kW	—	2.6	2.6	2.6	3.5	—	6.78	11.30	11.87	2.60	2.60	2.60	3.50	—	6.78	11.30	12.43		
2.6kW	2.6kW	2.6kW	5.0kW	—	2.6	2.6	2.6	5.0	—	7.68	12.80	13.44	2.60	2.60	2.60	5.00	—	7.68	12.80	14.08		
2.6kW	2.6kW	2.6kW	6.0kW	—	2.5	2.5	2.5	5.9	—	8.10	13.50	14.49	2.54	2.54	2.54	5.87	—	8.10	13.50	15.18		
2.6kW	2.6kW	2.6kW	7.0kW	—	2.4	2.4	2.4	6.4	—	8.10	13.50	14.58	2.37	2.37	2.37	6.39	—	8.10	13.50	15.20		
2.6kW	2.6kW	2.6kW	8.0kW	—	2.4	2.4	2.4	6.4	—	8.10	13.50	14.58	2.37	2.37	2.37	6.39	—	8.10	13.50	15.20		
2.6kW	2.6kW	3.5kW	3.5kW	—	2.6	2.6	3.5	3.5	—	7.32	12.20	12.81	2.60	2.60	3.50	3.50	—	7.32	12.20	13.42		
2.6kW	2.6kW	3.5kW	5.0kW	—	2.6	2.6	3.4	4.9	—	8.10	13.50	14.39	2.56	2.56	3.45	4.93	—	8.10	13.50	15.07		
2.6kW	2.6kW	3.5kW	6.0kW	—	2.4	2.4	3.2	5.5	—	8.10	13.50	14.58	2.39	2.39	3.21	5.51	—	8.10	13.50	15.20		
2.6kW	2.6kW	3.5kW	7.0kW	—	2.2	2.2	3.0	6.0	—	8.10	13.50	14.58	2.24	2.24	3.01	6.02	—	8.10	13.50	15.20		
2.6kW	2.6kW	3.5kW	8.0kW	—	2.2	2.2	3.0	6.0	—	8.10	13.50	14.58	2.24	2.24	3.01	6.02	—	8.10	13.50	15.20		
2.6kW	2.6kW	5.0kW	5.0kW	—	2.3	2.3	4.4	4.4	—	8.10	13.50	14.58	2.31	2.31	4.44	4.44	—	8.10	13.50	15.20		
2.6kW	2.6kW	5.0kW	6.0kW	—	2.2	2.2	4.2	5.0	—	8.10	13.50	14.58	2.17									

Indoor Unit Combinations					Cooling								Heating								
Operation	Unit ID					Capacity of each Indoor Unit (kW)					System Capacity (kW)			Capacity of each Indoor Unit (kW)					System Capacity (kW)		
	Unit A	Unit B	Unit C	Unit D	Unit E	Room A	Room B	Room C	Room D	Room E	Min	Rated	Max	Room A	Room B	Room C	Room D	Room E	Min	Rated	Max
4 units	2.6kW	3.5kW	3.5kW	8.0kW	—	2.1	2.8	2.8	5.7	—	8.10	13.50	14.58	2.11	2.85	2.85	5.69	—	8.10	13.50	15.20
	3.5kW	3.5kW	3.5kW	3.5kW	—	3.4	3.4	3.4	3.4	—	8.10	13.50	14.58	3.38	3.38	3.38	3.38	—	8.10	13.50	15.20
	3.5kW	3.5kW	3.5kW	5.0kW	—	3.0	3.0	3.0	4.4	—	8.10	13.50	14.58	3.05	3.05	3.05	4.35	—	8.10	13.50	15.20
	3.5kW	3.5kW	3.5kW	6.0kW	—	2.9	2.9	2.9	4.9	—	8.10	13.50	14.58	2.86	2.86	2.86	4.91	—	8.10	13.50	15.20
	3.5kW	3.5kW	3.5kW	8.0kW	—	2.7	2.7	2.7	5.4	—	8.10	13.50	14.58	2.70	2.70	2.70	5.40	—	8.10	13.50	15.20
3.5kW	3.5kW	3.5kW	7.0kW	—	2.7	2.7	2.7	5.4	—	8.10	13.50	14.58	2.70	2.70	2.70	5.40	—	8.10	13.50	15.20	
5 units	2.0kW	2.0kW	2.0kW	2.0kW	2.0kW	2.0	2.0	2.0	2.0	2.0	6.00	10.00	10.50	2.00	2.00	2.00	2.00	2.00	6.00	10.00	11.00
	2.0kW	2.0kW	2.0kW	2.0kW	2.6kW	2.0	2.0	2.0	2.0	2.6	6.36	10.60	11.13	2.00	2.00	2.00	2.00	2.60	6.36	10.60	11.66
	2.0kW	2.0kW	2.0kW	2.0kW	3.5kW	2.0	2.0	2.0	2.0	3.5	6.90	11.50	12.08	2.00	2.00	2.00	2.00	3.50	6.90	11.50	12.65
	2.0kW	2.0kW	2.0kW	2.0kW	5.0kW	2.0	2.0	2.0	2.0	5.0	7.80	13.00	13.65	2.00	2.00	2.00	2.00	5.00	7.80	13.00	14.30
	2.0kW	2.0kW	2.0kW	2.0kW	6.0kW	1.9	1.9	1.9	1.9	5.8	8.10	13.50	14.58	1.93	1.93	1.93	1.93	5.79	8.10	13.50	15.20
	2.0kW	2.0kW	2.0kW	2.0kW	7.0kW	1.8	1.8	1.8	1.8	6.3	8.10	13.50	14.58	1.80	1.80	1.80	1.80	6.30	8.10	13.50	15.20
	2.0kW	2.0kW	2.0kW	2.0kW	8.0kW	1.8	1.8	1.8	1.8	6.3	8.10	13.50	14.58	1.80	1.80	1.80	1.80	6.30	8.10	13.50	15.20
	2.0kW	2.0kW	2.0kW	2.6kW	2.6kW	2.0	2.0	2.0	2.6	2.6	6.72	11.20	11.76	2.00	2.00	2.00	2.60	2.60	6.72	11.20	12.32
	2.0kW	2.0kW	2.0kW	2.6kW	3.5kW	2.0	2.0	2.0	2.6	3.5	7.26	12.10	12.71	2.00	2.00	2.00	2.60	3.50	7.26	12.10	13.31
	2.0kW	2.0kW	2.0kW	2.6kW	5.0kW	2.0	2.0	2.0	2.6	5.0	8.10	13.50	14.28	1.99	1.99	1.99	2.58	4.96	8.10	13.50	14.96
	2.0kW	2.0kW	2.0kW	2.6kW	6.0kW	1.8	1.8	1.8	2.4	5.5	8.10	13.50	14.58	1.85	1.85	1.85	2.40	5.55	8.10	13.50	15.20
	2.0kW	2.0kW	2.0kW	2.6kW	7.0kW	1.7	1.7	1.7	2.3	6.1	8.10	13.50	14.58	1.73	1.73	1.73	2.25	6.06	8.10	13.50	15.20
	2.0kW	2.0kW	2.0kW	2.6kW	8.0kW	1.7	1.7	1.7	2.3	6.1	8.10	13.50	14.58	1.73	1.73	1.73	2.25	6.06	8.10	13.50	15.20
	2.0kW	2.0kW	2.0kW	3.5kW	3.5kW	2.0	2.0	2.0	3.5	3.5	7.80	13.00	13.65	2.00	2.00	2.00	3.50	3.50	7.80	13.00	14.30
	2.0kW	2.0kW	2.0kW	3.5kW	5.0kW	1.9	1.9	1.9	3.3	4.7	8.10	13.50	14.58	1.86	1.86	1.86	3.26	4.66	8.10	13.50	15.20
	2.0kW	2.0kW	2.0kW	3.5kW	6.0kW	1.7	1.7	1.7	3.0	5.2	8.10	13.50	14.58	1.74	1.74	1.74	3.05	5.23	8.10	13.50	15.20
	2.0kW	2.0kW	2.0kW	3.5kW	7.0kW	1.6	1.6	1.6	2.9	5.7	8.10	13.50	14.58	1.64	1.64	1.64	2.86	5.73	8.10	13.50	15.20
	2.0kW	2.0kW	2.0kW	3.5kW	8.0kW	1.6	1.6	1.6	2.9	5.7	8.10	13.50	14.58	1.64	1.64	1.64	2.86	5.73	8.10	13.50	15.20
	2.0kW	2.0kW	2.6kW	2.6kW	2.6kW	2.0	2.0	2.6	2.6	2.6	7.08	11.80	12.39	2.00	2.00	2.60	2.60	2.60	7.08	11.80	12.98
	2.0kW	2.0kW	2.6kW	2.6kW	3.5kW	2.0	2.0	2.6	2.6	3.5	7.62	12.70	13.34	2.00	2.00	2.60	2.60	3.50	7.62	12.70	13.97
	2.0kW	2.0kW	2.6kW	2.6kW	5.0kW	1.9	1.9	2.5	2.5	4.8	8.10	13.50	14.58	1.90	1.90	2.47	2.47	4.75	8.10	13.50	15.20
	2.0kW	2.0kW	2.6kW	2.6kW	6.0kW	1.8	1.8	2.3	2.3	5.3	8.10	13.50	14.58	1.78	1.78	2.31	2.31	5.33	8.10	13.50	15.20
	2.0kW	2.0kW	2.6kW	2.6kW	7.0kW	1.7	1.7	2.2	2.2	5.8	8.10	13.50	14.58	1.67	1.67	2.17	2.17	5.83	8.10	13.50	15.20
	2.0kW	2.0kW	2.6kW	2.6kW	8.0kW	1.7	1.7	2.2	2.2	5.8	8.10	13.50	14.58	1.67	1.67	2.17	2.17	5.83	8.10	13.50	15.20
	2.0kW	2.0kW	2.6kW	3.5kW	3.5kW	2.0	2.0	2.6	3.5	3.5	8.10	13.50	14.28	1.99	1.99	2.58	3.47	3.47	8.10	13.50	14.96
	2.0kW	2.0kW	2.6kW	3.5kW	5.0kW	1.8	1.8	2.3	3.1	4.5	8.10	13.50	14.58	1.79	1.79	2.32	3.13	4.47	8.10	13.50	15.20
	2.0kW	2.6kW	2.6kW	2.6kW	2.6kW	2.0	2.6	2.6	2.6	2.6	7.44	12.40	13.02	2.00	2.60	2.60	2.60	2.60	7.44	12.40	13.64
	2.0kW	2.6kW	2.6kW	2.6kW	3.5kW	2.0	2.6	2.6	2.6	3.5	7.98	13.30	13.97	2.00	2.60	2.60	2.60	3.50	7.98	13.30	14.63
	2.0kW	2.6kW	2.6kW	2.6kW	5.0kW	1.8	2.4	2.4	2.4	4.6	8.10	13.50	14.58	1.82	2.37	2.37	2.37	4.56	8.10	13.50	15.20
	2.0kW	2.6kW	2.6kW	2.6kW	6.0kW	1.7	2.2	2.2	2.2	5.1	8.10	13.50	14.58	1.71	2.22	2.22	2.22	5.13	8.10	13.50	15.20
	2.0kW	2.6kW	2.6kW	2.6kW	7.0kW	1.6	2.1	2.1	2.1	5.6	8.10	13.50	14.58	1.61	2.09	2.09	2.09	5.63	8.10	13.50	15.20
	2.0kW	2.6kW	2.6kW	2.6kW	8.0kW	1.6	2.1	2.1	2.1	5.6	8.10	13.50	14.58	1.61	2.09	2.09	2.09	5.63	8.10	13.50	15.20
	2.0kW	2.6kW	2.6kW	3.5kW	3.5kW	1.9	2.5	2.5	3.3	3.3	8.10	13.50	14.58	1.90	2.47	2.47	3.33	3.33	8.10	13.50	15.20
	2.0kW	2.6kW	2.6kW	3.5kW	5.0kW	1.7	2.2	2.2	3.0	4.3	8.10	13.50	14.58	1.72	2.24	2.24	3.01	4.30	8.10	13.50	15.20
	2.0kW	2.6kW	3.5kW	3.5kW	3.5kW	1.8	2.3	3.1	3.1	3.1	8.10	13.50	14.58	1.79	2.32	3.13	3.13	3.13	8.10	13.50	15.20
	2.0kW	2.6kW	3.5kW	3.5kW	5.0kW	1.6	2.1	2.8	2.8	4.1	8.10	13.50	14.58	1.63	2.11	2.85	2.85	4.07	8.10	13.50	15.20
	2.0kW	2.0kW	3.5kW	3.5kW	3.5kW	1.9	1.9	3.3	3.3	3.3	8.10	13.50	14.58	1.86	1.86	3.26	3.26	3.26	8.10	13.50	15.20
	2.0kW	2.0kW	3.5kW	3.5kW	5.0kW	1.7	1.7	3.0	3.0	4.2	8.10	13.50	14.58	1.69	1.69	2.95	2.95	4.22	8.10	13.50	15.20
	2.0kW	2.0kW	3.5kW	3.5kW	6.0kW	1.6	1.6	2.8	2.8	4.8	8.10	13.50	14.58	1.59	1.59	2.78	2.78	4.76	8.10	13.50	15.20
	2.0kW	2.0kW	3.5kW	3.5kW	7.0kW	1.5	1.5	2.6	2.6	5.3	8.10	13.50	14.58	1.50	1.50	2.63	2.63	5.25	8.10	13.50	15.20
	2.0kW	2.0kW	3.5kW	3.5kW	8.0kW	1.5	1.5	2.6	2.6	5.3	8.10	13.50	14.58	1.50	1.50	2.63	2.63	5.25	8.10	13.50	15.20
	2.0kW	2.0kW	3.5kW	5.0kW	5.0kW	1.5	1.5	2.7	3.9	3.9	8.10	13.50	14.58	1.54	1.54	2.70	3.86	3.86	8.10	13.50	15.20
	2.0kW	2.0kW	2.0kW	5.0kW	5.0kW	1.7	1.7	1.7	4.2	4.2	8.10	13.50	14.58	1.69	1.69	1.69	4.22	4.22	8.10	13.50	15.20
	2.0kW	2.0kW	2.0kW	5.0kW	6.0kW	1.6	1.6	1.6	4.0	4.8	8.10	13.50	14.58	1.59	1.59	1.59	3.97	4.76	8.10	13.50	15.20
	2.0kW	2.0kW	2.0kW	5.0kW	7.0kW	1.5	1.5	1.5	3.8	5.3	8.10	13.50	14.58	1.50	1.50	1.50	3.75	5.25	8.10	13.50	15.20
2.0kW	2.0kW	2.0kW	5.0kW	8.0kW	1.5	1.5	1.5	3.8	5.3	8.10	13.50	14.58	1.50	1.50	1.50	3.75	5.25	8.10	13.50	15.20	
2.0kW	2.0kW	2.6kW	3.5kW	7.0kW	1.6	1.6	2.1	2.8	5.5	8.10	13.50	14.58	1.58	1.58	2.05	2.76	5.53	8.10	13.50	15.20	
2.0kW	2.0kW	2.6kW	3.5kW	8.0kW	1.6	1.6	2.1	2.8	5.5	8.10	13.50	14.58	1.58	1.58	2.05	2.76	5.53	8.10	13.50	15.20	
2.0kW	2.6kW	2.6kW	3.5kW	7.0kW	1.5	2.0	2.0	2.7	5.3	8.10	13.50	14.58	1.53	1.98	1.98	2.67	5.34	8.10	13.50	15.20	
2.0kW	2.6kW	2.6kW	3.5kW	8.0kW	1.5	2.0	2.0	2.7	5.3	8.10	13.50	14.58	1.53	1.98	1.98	2.67	5.34	8.10	13.50	15.20	
2.0kW	2.6kW	3.5kW	3.5kW	7.0kW	1.5	1.9	2.5	2.5	5.1	8.10	13.50	14.58	1.45	1.89	2.54	2.54	5.08	8.10	13.50	15.20	
2.0kW	2.6kW	3.5kW	3.5kW	8.0kW	1.5	1.9	2.5	2.5	5.1	8.10	13.50	14.58	1.45	1.89	2.54	2.54	5.08	8.10	13.50	15.20	
2.0kW	2.6kW	3.5kW	5.0kW	5.0kW	1.5	1.9	2.6	3.7	3.7	8.10	13.50	14.58	1.49	1.94	2.61	3.73	3.73	8.10	13.50	15.20	
2.0kW	3.5kW	3.5kW	3.5kW	3.5kW	1.7	3.0	3.0	3.0	3.0	8.10	13.50	14.58	1.69	2.95	2.95	2.95	2.95	8.10	13.50	15.20	
2.0kW	3.5kW	3.5kW	3.5kW	5.0kW	1.5	2.7	2.7	2.7	3.9	8.10	13.50	14.58	1.54	2.70	2.70	2.70	3.86	8.10	13.50	15.20	
2.6kW	2.6kW	2.6kW	2.6kW	5.0kW	2.3	2.3	2.3	2.3	4.4	8.10	13.50	14.58	2.28	2.28	2.28	2.28	4.38	8.10	13.50	15.20	
2.6kW	2.6kW	2.6kW	2.6kW	7.0kW	2.0	2.0	2.0	2.0	5.4	8.10	13.50	14.58	2.02	2.02	2.02	2.02	5.43	8.10	13.50	15.20	
2.6kW	2.6kW																				

Indoor Unit Combinations					Cooling									Heating								
Operation	Unit ID					Capacity of each Indoor Unit (kW)					System Capacity (kW)				Capacity of each Indoor Unit (kW)					System Capacity (kW)		
	Unit A	Unit B	Unit C	Unit D	Unit E	Room A	Room B	Room C	Room D	Room E	Min	Rated	Max	Room A	Room B	Room C	Room D	Room E	Min	Rated	Max	
5 units	2.6kW	2.6kW	2.6kW	3.5kW	7.0kW	1.9	1.9	1.9	2.6	5.2	8.10	13.50	14.58	1.92	1.92	1.92	2.58	5.16	8.10	13.50	15.20	
	2.6kW	2.6kW	2.6kW	3.5kW	8.0kW	1.9	1.9	1.9	2.6	5.2	8.10	13.50	14.58	1.92	1.92	1.92	2.58	5.16	8.10	13.50	15.20	
	2.6kW	2.6kW	2.6kW	5.0kW	5.0kW	2.0	2.0	2.0	3.8	3.8	8.10	13.50	14.58	1.97	1.97	1.97	3.79	3.79	8.10	13.50	15.20	
	2.6kW	3.5kW	3.5kW	3.5kW	3.5kW	2.1	2.8	2.8	2.8	2.8	8.10	13.50	14.58	2.11	2.85	2.85	2.85	2.85	8.10	13.50	15.20	
	2.6kW	3.5kW	3.5kW	3.5kW	5.0kW	1.9	2.6	2.6	2.6	3.7	8.10	13.50	14.58	1.94	2.61	2.61	2.61	3.73	8.10	13.50	15.20	
	2.6kW	2.6kW	3.5kW	3.5kW	3.5kW	2.2	2.2	3.0	3.0	3.0	8.10	13.50	14.58	2.24	2.24	3.01	3.01	3.01	8.10	13.50	15.20	
	2.6kW	2.6kW	3.5kW	3.5kW	5.0kW	2.0	2.0	2.7	2.7	3.9	8.10	13.50	14.58	2.04	2.04	2.75	2.75	3.92	8.10	13.50	15.20	
3.5kW	3.5kW	3.5kW	3.5kW	3.5kW	2.7	2.7	2.7	2.7	2.7	8.10	13.50	14.58	2.70	2.70	2.70	2.70	2.70	8.10	13.50	15.20		

# Combination Table

For outdoor unit: MON6H18B

Indoor Units	2.0kW	2.6kW	3.5kW	5.0kW	6.0kW	7.0kW	8.0kW
Wall Mounted	HINRP20MB	HINRP26MB	HINRP35MB	HINRP50MB	HINRP60MB	HINRP70MB	HINRP80MB
Slim Ducted	DINS26MB		DINS35MB	DINS50MB	DINS70MB		
Compact Cassettes	CIN020RMB	CIN026RMB	CIN035RMB	CIN050RMB			
Floor Console	FINRP50MB						

Operation	Indoor Unit Combinations						Cooling									Heating										
	Unit ID						Capacity of each Indoor Unit (kW)						System Capacity (kW)			Capacity of each Indoor Unit (kW)						System Capacity (kW)				
	Unit A	Unit B	Unit C	Unit D	Unit E	Unit F	Room A	Room B	Room C	Room D	Room E	Room F	Min	Rated	Max	Room A	Room B	Room C	Room D	Room E	Room F	Min	Rated	Max		
2 units	2.0kW	7.0kW	—	—	—	—	2.0	7.0	—	—	—	—	5.46	9.00	9.56	2.1	7.5	—	—	—	—	—	5.73	9.56	10.32	
	2.0kW	8.0kW	—	—	—	—	2.0	8.0	—	—	—	—	6.12	10.00	10.71	2.1	8.6	—	—	—	—	—	6.43	10.71	11.57	
	2.6kW	5.0kW	—	—	—	—	2.6	5.0	—	—	—	—	4.74	7.60	8.30	2.7	5.6	—	—	—	—	—	4.98	8.30	8.96	
	2.6kW	6.0kW	—	—	—	—	2.6	5.0	—	—	—	—	4.74	7.60	8.30	2.7	5.6	—	—	—	—	—	4.98	8.30	8.96	
	2.6kW	7.0kW	—	—	—	—	2.6	7.0	—	—	—	—	5.82	9.60	10.19	2.7	7.5	—	—	—	—	—	6.11	10.19	11.00	
	2.6kW	8.0kW	—	—	—	—	2.6	8.0	—	—	—	—	6.48	10.60	11.34	2.7	8.6	—	—	—	—	—	6.80	11.34	12.25	
	5.0kW	5.0kW	—	—	—	—	5.0	5.0	—	—	—	—	6.36	10.00	11.13	5.6	5.6	—	—	—	—	—	6.68	11.13	12.02	
	5.0kW	6.0kW	—	—	—	—	5.0	5.0	—	—	—	—	6.36	10.00	11.13	5.6	5.6	—	—	—	—	—	6.68	11.13	12.02	
	6.0kW	6.0kW	—	—	—	—	5.0	5.0	—	—	—	—	6.36	10.00	11.13	5.6	5.6	—	—	—	—	—	6.68	11.13	12.02	
	5.0kW	7.0kW	—	—	—	—	5.0	7.0	—	—	—	—	7.44	12.00	13.02	5.6	7.5	—	—	—	—	—	7.81	13.02	14.06	
	6.0kW	7.0kW	—	—	—	—	5.0	7.0	—	—	—	—	7.44	12.00	13.02	5.6	7.5	—	—	—	—	—	7.81	13.02	14.06	
	3.5kW	3.5kW	—	—	—	—	3.5	3.5	—	—	—	—	4.20	7.00	7.35	3.7	3.7	—	—	—	—	—	4.41	7.35	7.94	
	3.5kW	5.0kW	—	—	—	—	3.5	5.0	—	—	—	—	5.28	8.50	9.24	3.7	5.6	—	—	—	—	—	5.54	9.24	9.98	
	3.5kW	6.0kW	—	—	—	—	3.5	5.0	—	—	—	—	5.28	8.50	9.24	3.7	5.6	—	—	—	—	—	5.54	9.24	9.98	
	3.5kW	7.0kW	—	—	—	—	3.5	7.0	—	—	—	—	6.36	10.50	11.13	3.7	7.5	—	—	—	—	—	6.68	11.13	12.02	
	3.5kW	8.0kW	—	—	—	—	3.5	8.0	—	—	—	—	7.02	11.50	12.29	3.7	8.6	—	—	—	—	—	7.37	12.29	13.27	
	5.0kW	8.0kW	—	—	—	—	5.0	8.0	—	—	—	—	8.10	13.00	14.18	5.6	8.6	—	—	—	—	—	8.51	14.18	15.31	
	6.0kW	8.0kW	—	—	—	—	5.0	8.0	—	—	—	—	8.10	13.00	14.18	5.6	8.6	—	—	—	—	—	8.51	14.18	15.31	
3 units	2.0kW	2.0kW	3.5kW	—	—	—	2.0	2.0	3.5	—	—	—	4.50	7.50	7.88	2.2	2.2	3.9	—	—	—	—	4.95	8.25	9.08	
	2.0kW	2.0kW	5.0kW	—	—	—	2.0	2.0	5.0	—	—	—	5.58	9.00	9.77	2.2	2.2	5.8	—	—	—	—	6.14	10.23	11.25	
	2.0kW	2.0kW	6.0kW	—	—	—	2.0	2.0	5.0	—	—	—	5.58	9.00	9.77	2.2	2.2	5.8	—	—	—	—	6.14	10.23	11.25	
	2.0kW	2.0kW	7.0kW	—	—	—	2.0	2.0	7.0	—	—	—	6.66	11.00	11.66	2.2	2.2	7.8	—	—	—	—	7.33	12.21	13.43	
	2.0kW	2.0kW	8.0kW	—	—	—	2.0	2.0	8.0	—	—	—	7.32	12.00	12.81	2.2	2.2	9.0	—	—	—	—	8.05	13.42	14.76	
	2.0kW	2.6kW	2.6kW	—	—	—	2.0	2.6	2.6	—	—	—	4.32	7.20	7.56	2.2	2.9	2.9	—	—	—	—	—	4.75	7.92	8.71
	2.0kW	2.6kW	3.5kW	—	—	—	2.0	2.6	3.5	—	—	—	4.86	8.10	8.51	2.2	2.9	3.9	—	—	—	—	—	5.35	8.91	9.80
	2.0kW	2.6kW	5.0kW	—	—	—	2.0	2.6	5.0	—	—	—	5.94	9.60	10.40	2.2	2.9	5.8	—	—	—	—	—	6.53	10.89	11.98
	2.0kW	2.6kW	6.0kW	—	—	—	2.0	2.6	5.0	—	—	—	5.94	9.60	10.40	2.2	2.9	5.8	—	—	—	—	—	6.53	10.89	11.98
	2.0kW	3.5kW	5.0kW	—	—	—	2.0	3.5	5.0	—	—	—	6.48	10.50	11.34	2.2	3.9	5.8	—	—	—	—	—	7.13	11.88	13.07
	2.0kW	3.5kW	6.0kW	—	—	—	2.0	3.5	5.0	—	—	—	6.48	10.50	11.34	2.2	3.9	5.8	—	—	—	—	—	7.13	11.88	13.07
	2.0kW	3.5kW	7.0kW	—	—	—	2.0	3.5	7.0	—	—	—	7.56	12.50	13.23	2.2	3.9	7.8	—	—	—	—	—	8.32	13.86	15.25
	2.0kW	3.5kW	8.5kW	—	—	—	2.0	3.5	8.5	—	—	—	8.40	14.00	14.70	2.2	3.9	9.4	—	—	—	—	—	9.24	15.40	16.94
	2.0kW	5.0kW	5.0kW	—	—	—	2.0	5.0	5.0	—	—	—	7.56	12.00	13.23	2.2	5.8	5.8	—	—	—	—	—	8.32	13.86	15.25
	2.0kW	5.0kW	6.0kW	—	—	—	2.0	5.0	5.0	—	—	—	7.56	12.00	13.23	2.2	5.8	5.8	—	—	—	—	—	8.32	13.86	15.25
	2.0kW	5.0kW	7.0kW	—	—	—	2.0	5.0	7.0	—	—	—	8.64	14.00	15.12	2.2	5.8	7.8	—	—	—	—	—	9.50	15.84	17.42
	2.0kW	5.0kW	8.0kW	—	—	—	2.0	5.0	8.0	—	—	—	9.30	15.00	16.28	2.2	5.8	9.0	—	—	—	—	—	10.23	17.05	18.76
	2.0kW	6.0kW	6.0kW	—	—	—	2.0	5.0	5.0	—	—	—	7.56	12.00	13.23	2.2	5.8	5.8	—	—	—	—	—	8.32	13.86	15.25
	2.0kW	6.0kW	7.0kW	—	—	—	2.0	5.0	7.0	—	—	—	8.64	14.00	15.12	2.2	5.8	7.8	—	—	—	—	—	9.50	15.84	17.42
	2.0kW	6.0kW	8.0kW	—	—	—	2.0	5.0	8.0	—	—	—	9.30	15.00	16.28	2.2	5.8	9.0	—	—	—	—	—	10.23	17.05	18.76
	2.6kW	2.6kW	2.6kW	—	—	—	2.6	2.6	2.6	—	—	—	4.68	7.80	8.19	2.9	2.9	2.9	—	—	—	—	—	5.15	8.58	9.44
	2.6kW	2.6kW	3.5kW	—	—	—	2.6	2.6	3.5	—	—	—	5.22	8.70	9.14	2.9	2.9	3.9	—	—	—	—	—	5.74	9.57	10.53
	2.6kW	2.6kW	5.0kW	—	—	—	2.6	2.6	5.0	—	—	—	6.30	10.20	11.03	2.9	2.9	5.8	—	—	—	—	—	6.93	11.55	12.71
	2.6kW	2.6kW	6.0kW	—	—	—	2.6	2.6	5.0	—	—	—	6.30	10.20	11.03	2.9	2.9	5.8	—	—	—	—	—	6.93	11.55	12.71
	2.6kW	2.6kW	7.0kW	—	—	—	2.6	2.6	7.0	—	—	—	7.38	12.20	12.92	2.9	2.9	7.8	—	—	—	—	—	8.12	13.53	14.88
	2.6kW	2.6kW	8.0kW	—	—	—	2.6	2.6	8.0	—	—	—	8.04	13.20	14.07	2.9	2.9	9.0	—	—	—	—	—	8.84	14.74	16.21
	2.6kW	3.5kW	3.5kW	—	—	—	2.6	3.5	3.5	—	—	—	5.76	9.60	10.08	2.9	3.9	3.9	—	—	—	—	—	6.34	10.56	11.62
	2.6kW	5.0kW	5.0kW	—	—	—	2.6	5.0	5.0	—	—	—	7.92	12.60	13.86	2.9	5.8	5.8	—	—	—	—	—	8.71	14.52	15.97
	2.6kW	5.0kW	6.0kW	—	—	—	2.6	5.0	5.0	—	—	—	7.92	12.60	13.86	2.9	5.8	5.8	—	—	—	—	—	8.71	14.52	15.97
	2.6kW	5.0kW	7.0kW	—	—	—	2.6	5.0	7.0	—	—	—	9.00	14.60	15.75	2.9	5.8	7.8	—	—	—	—	—	9.90	16.50	18.15
	2.6kW	5.0kW	8.0kW	—	—	—	2.6	5.0	8.0	—	—	—	9.66	15.60	16.91	2.9	5.8	9.0	—	—	—	—	—	10.63	17.71	19.48
	2.6kW	6.0kW	6.0kW	—	—	—	2.6	5.0	5.0	—	—	—	7.92	12.60	13.86	2.9	5.8	5.8	—	—	—	—	—	8.71	14.52	15.97
	2.6kW	6.0kW	7.0kW	—	—	—	2.6	5.0	7.0	—	—	—	9.00	14.60	15.75	2.9	5.8	7.8	—	—	—	—	—	9.90	16.50	18.15



Indoor Unit Combinations							Cooling									Heating								
Operation	Unit ID						Capacity of each Indoor Unit (kW)						System Capacity (kW)			Capacity of each Indoor Unit (kW)						System Capacity (kW)		
	Unit A	Unit B	Unit C	Unit D	Unit E	Unit F	Room A	Room B	Room C	Room D	Room E	Room F	Min	Rated	Max	Room A	Room B	Room C	Room D	Room E	Room F	Min	Rated	Max
3 units	3.5kW	5.0kW	6.0kW	—	—	—	3.5	5.0	5.0	—	—	—	8.46	13.50	14.81	3.9	5.8	5.8	—	—	—	9.31	15.51	17.06
	3.5kW	5.0kW	7.0kW	—	—	—	3.5	5.0	7.0	—	—	—	9.54	15.50	16.70	3.9	5.8	7.8	—	—	—	10.49	17.49	19.24
	3.5kW	5.0kW	8.0kW	—	—	—	3.5	5.0	8.0	—	—	—	10.20	16.50	17.85	3.9	5.8	9.0	—	—	—	11.22	18.70	20.50
	5.0kW	5.0kW	5.0kW	—	—	—	5.0	5.0	5.0	—	—	—	9.54	15.00	16.70	5.8	5.8	5.8	—	—	—	10.49	17.49	19.24
	5.0kW	5.0kW	6.0kW	—	—	—	5.0	5.0	5.0	—	—	—	9.54	15.00	16.70	5.8	5.8	5.8	—	—	—	10.49	17.49	19.24
	5.0kW	5.0kW	7.0kW	—	—	—	5.1	5.1	6.8	—	—	—	10.20	17.00	17.85	5.8	5.8	7.8	—	—	—	11.68	19.47	20.50
	5.0kW	5.0kW	8.0kW	—	—	—	4.8	4.8	7.4	—	—	—	10.20	17.00	17.85	5.5	5.5	8.5	—	—	—	11.76	19.60	20.50
	5.0kW	6.0kW	6.0kW	—	—	—	5.0	5.0	5.0	—	—	—	9.54	15.00	16.70	5.8	5.8	5.8	—	—	—	10.49	17.49	19.24
	5.0kW	6.0kW	7.0kW	—	—	—	5.1	5.1	6.8	—	—	—	10.20	17.00	17.85	5.8	5.8	7.8	—	—	—	11.68	19.47	20.50
	5.0kW	6.0kW	8.0kW	—	—	—	5.1	5.1	6.8	—	—	—	10.20	17.00	17.85	5.8	5.8	7.8	—	—	—	11.68	19.47	20.50
	3.5kW	6.0kW	6.0kW	—	—	—	3.5	5.0	5.0	—	—	—	8.46	13.50	14.81	3.9	5.8	5.8	—	—	—	9.31	15.51	17.06
	3.5kW	6.0kW	7.0kW	—	—	—	3.5	5.0	7.0	—	—	—	9.54	15.50	16.70	3.9	5.8	7.8	—	—	—	10.49	17.49	19.24
	3.5kW	6.0kW	8.0kW	—	—	—	3.5	5.0	8.0	—	—	—	10.20	16.50	17.85	3.9	5.8	9.0	—	—	—	11.22	18.70	20.50
	6.0kW	6.0kW	6.0kW	—	—	—	5.0	5.0	5.0	—	—	—	9.54	15.00	16.70	5.8	5.8	5.8	—	—	—	10.49	17.49	19.24
	6.0kW	6.0kW	7.0kW	—	—	—	5.1	5.1	6.8	—	—	—	10.20	17.00	17.85	5.8	5.8	7.8	—	—	—	11.68	19.47	20.50
	6.0kW	6.0kW	8.0kW	—	—	—	4.8	4.8	7.4	—	—	—	10.20	17.00	17.85	5.5	5.5	8.5	—	—	—	11.76	19.60	20.50
	2.6kW	3.5kW	8.0kW	—	—	—	2.6	3.5	8.0	—	—	—	8.58	14.10	15.02	2.9	3.9	9.0	—	—	—	9.44	15.73	17.30
	2.6kW	3.5kW	7.0kW	—	—	—	2.6	3.5	7.0	—	—	—	7.92	13.10	13.86	2.9	3.9	7.8	—	—	—	8.71	14.52	15.97
	2.0kW	3.5kW	3.5kW	—	—	—	2.0	3.5	3.5	—	—	—	5.40	9.00	9.45	2.2	3.9	3.9	—	—	—	5.94	9.90	10.89
	2.0kW	2.6kW	8.0kW	—	—	—	2.0	2.6	8.0	—	—	—	7.68	12.60	13.44	2.2	2.9	9.0	—	—	—	8.45	14.08	15.49
	2.6kW	3.5kW	5.0kW	—	—	—	2.6	3.5	5.0	—	—	—	6.84	11.10	11.97	2.9	3.9	5.8	—	—	—	7.52	12.54	13.79
	2.6kW	3.5kW	6.0kW	—	—	—	2.6	3.5	5.0	—	—	—	6.84	11.10	11.97	2.9	3.9	5.8	—	—	—	7.52	12.54	13.79
	2.0kW	2.6kW	7.0kW	—	—	—	2.0	2.6	7.0	—	—	—	7.02	11.60	12.29	2.2	2.9	7.8	—	—	—	7.72	12.87	14.16
	2.0kW	2.0kW	2.0kW	2.6kW	—	—	2.0	2.0	2.0	2.6	—	—	5.16	8.60	9.29	2.2	2.2	2.2	2.9	—	—	6.68	9.46	10.41
	2.0kW	2.0kW	2.0kW	3.5kW	—	—	2.0	2.0	2.0	3.5	—	—	5.70	9.50	10.26	2.2	2.2	2.2	3.9	—	—	6.27	10.45	11.50
	2.0kW	2.0kW	2.0kW	5.0kW	—	—	2.0	2.0	2.0	5.0	—	—	6.78	11.00	12.20	2.2	2.2	2.2	5.8	—	—	7.46	12.43	13.67
	2.0kW	2.0kW	2.0kW	6.0kW	—	—	2.0	2.0	2.0	5.0	—	—	6.78	11.00	12.20	2.2	2.2	2.2	5.8	—	—	7.46	12.43	13.67
	2.0kW	2.0kW	2.0kW	7.0kW	—	—	2.0	2.0	2.0	7.0	—	—	7.86	13.00	14.15	2.2	2.2	2.2	7.8	—	—	8.65	14.41	15.85
	2.0kW	2.0kW	2.0kW	8.0kW	—	—	2.0	2.0	2.0	8.0	—	—	8.52	14.00	15.34	2.2	2.2	2.2	9.0	—	—	9.37	15.62	17.18
	2.0kW	2.0kW	2.6kW	2.6kW	—	—	2.0	2.0	2.6	2.6	—	—	5.52	9.20	9.94	2.2	2.2	2.9	2.9	—	—	6.07	10.12	11.13
2.0kW	2.0kW	2.6kW	3.5kW	—	—	2.0	2.0	2.6	3.5	—	—	6.06	10.10	10.91	2.2	2.2	2.9	3.9	—	—	6.67	11.11	12.22	
2.0kW	2.0kW	2.6kW	5.0kW	—	—	2.0	2.0	2.6	5.0	—	—	7.14	11.60	12.85	2.2	2.2	2.9	5.8	—	—	7.85	13.09	14.40	
2.0kW	2.0kW	2.6kW	6.0kW	—	—	2.0	2.0	2.6	5.0	—	—	7.14	11.60	12.85	2.2	2.2	2.9	5.8	—	—	7.85	13.09	14.40	
2.0kW	2.0kW	2.6kW	7.0kW	—	—	2.0	2.0	2.6	7.0	—	—	8.22	13.60	14.80	2.2	2.2	2.9	7.8	—	—	9.04	15.07	16.58	
2.0kW	2.0kW	2.6kW	8.0kW	—	—	2.0	2.0	2.6	8.0	—	—	8.88	14.60	15.98	2.2	2.2	2.9	9.0	—	—	9.77	16.28	17.91	
2.0kW	2.0kW	3.5kW	3.5kW	—	—	2.0	2.0	3.5	3.5	—	—	6.60	11.00	11.88	2.2	2.2	3.9	3.9	—	—	7.26	12.10	13.31	
2.0kW	2.0kW	3.5kW	5.0kW	—	—	2.0	2.0	3.5	5.0	—	—	7.68	12.50	13.82	2.2	2.2	3.9	5.8	—	—	8.45	14.08	15.49	
2.0kW	2.0kW	3.5kW	6.0kW	—	—	2.0	2.0	3.5	5.0	—	—	7.68	12.50	13.82	2.2	2.2	3.9	5.8	—	—	8.45	14.08	15.49	
2.0kW	2.0kW	3.5kW	7.0kW	—	—	2.0	2.0	3.5	7.0	—	—	8.76	14.50	15.77	2.2	2.2	3.9	7.8	—	—	9.64	16.06	17.67	
2.0kW	2.0kW	3.5kW	8.0kW	—	—	2.0	2.0	3.5	8.0	—	—	9.42	15.50	16.96	2.2	2.2	3.9	9.0	—	—	10.36	17.27	19.00	
2.0kW	2.0kW	5.0kW	5.0kW	—	—	2.0	2.0	5.0	5.0	—	—	8.76	14.00	15.77	2.2	2.2	5.8	5.8	—	—	9.64	16.06	17.67	
2.0kW	2.0kW	5.0kW	6.0kW	—	—	2.0	2.0	5.0	5.0	—	—	8.76	14.00	15.77	2.2	2.2	5.8	5.8	—	—	9.64	16.06	17.67	
2.0kW	2.0kW	5.0kW	7.0kW	—	—	2.0	2.0	5.0	7.0	—	—	9.84	16.00	17.71	2.2	2.2	5.8	7.8	—	—	10.82	18.04	19.84	
2.0kW	2.0kW	5.0kW	8.0kW	—	—	1.9	1.9	5.1	8.0	—	—	10.20	17.00	18.36	2.2	2.2	5.8	9.0	—	—	11.55	19.25	20.50	
2.0kW	2.0kW	6.0kW	6.0kW	—	—	2.0	2.0	5.0	5.0	—	—	8.76	14.00	15.77	2.2	2.2	5.8	5.8	—	—	9.64	16.06	17.67	
2.0kW	2.0kW	6.0kW	7.0kW	—	—	2.0	2.0	5.0	7.0	—	—	9.84	16.00	17.71	2.2	2.2	5.8	7.8	—	—	10.82	18.04	19.84	
2.0kW	2.0kW	6.0kW	8.0kW	—	—	1.9	1.9	5.1	8.0	—	—	10.20	17.00	18.36	2.2	2.2	5.8	9.0	—	—	11.55	19.25	20.50	
4 units	2.0kW	2.6kW	2.6kW	2.6kW	—	—	2.0	2.6	2.6	2.6	—	—	5.88	9.80	10.58	2.2	2.9	2.9	2.9	—	—	6.47	10.78	11.86
	2.0kW	2.6kW	2.6kW	3.5kW	—	—	2.0	2.6	2.6	3.5	—	—	6.42	10.70	11.56	2.2	2.9	2.9	3.9	—	—	7.06	11.77	12.95
	2.0kW	2.6kW	2.6kW	5.0kW	—	—	2.0	2.6	2.6	5.0	—	—	7.50	12.20	13.50	2.2	2.9	2.9	5.8	—	—	8.25	13.75	15.13
	2.0kW	2.6kW	2.6kW	6.0kW	—	—	2.0	2.6	2.6	5.0	—	—	7.50	12.20	13.50	2.2	2.9	2.9	5.8	—	—	8.25	13.75	15.13
	2.0kW	2.6kW	2.6kW	7.0kW	—	—	2.0	2.6	2.6	7.0	—	—	8.58	14.20	15.44	2.2	2.9	2.9	7.8	—	—	9.44	15.73	17.30
	2.0kW	2.6kW	2.6kW	8.0kW	—	—	2.0	2.6	2.6	8.0	—	—	9.24	15.20	16.63	2.2	2.9	2.9	9.0	—	—	10.16	16.94	18.63
	2.0kW	2.6kW	3.5kW	3.5kW	—	—	2.0	2.6	3.5	3.5	—	—	6.96	11.60	12.53	2.2	2.9	3.9	3.9	—	—	7.66	12.76	14.04
	2.0kW	2.6kW	3.5kW	5.0kW	—	—	2.0	2.6	3.5	5.0	—	—	8.04	13.10	14.47	2.2	2.9	3.9	5.8	—	—	8.84	14.74	16.21
	2.0kW	2.6kW	3.5kW	6.0kW	—	—	2.0	2.6	3.5	5.0	—	—	8.04	13.10	14.47	2.2	2.9	3.9	5.8	—	—	8.84	14.74	16.21
	2.0kW	2.6kW	3.5kW	7.0kW	—	—	2.0	2.6	3.5	7.0	—	—	9.12	15.10	16.42	2.2	2.9	3.9	7.8	—	—	10.03	16.72	18.39
	2.0kW	2.6kW	3.5kW	8.0kW	—	—	2.0	2.6	3.5	8.0	—	—	9.78	16.10	17.60	2.2	2.9	3.9	9.0	—	—	10.76	17.93	19.72
	2.0kW	2.6kW	5.0kW	5.0kW	—	—	2.0	2.6	5.0	5.0	—	—	9.12	14.60	16.42	2.2	2.9	5.8	5.8	—	—	10.03	16.72	18.39
	2.0kW	2.6kW	5.0kW	6.0kW	—	—	2.0	2.6	5.0	5.0	—	—	9.12	14.60	16.42	2.2	2.9	5.8	5.8	—	—	10.03	16.72	18.39
	2.0kW	2.6kW	5.0kW	7.0kW	—	—	2.0	2.6	5.0	7.0	—	—	10.20	16.60	18.36	2.2	2.9	5.8	7.8	—	—	11.22	18.70	20.50
	2.0kW	2.6kW	5.0kW	8.0kW	—	—	1.9	2.4	5.0	7.7	—	—	10.20</											

Indoor Unit Combinations							Cooling									Heating								
Operation	Unit ID						Capacity of each Indoor Unit (kW)						System Capacity (kW)			Capacity of each Indoor Unit (kW)						System Capacity (kW)		
	Unit A	Unit B	Unit C	Unit D	Unit E	Unit F	Room A	Room B	Room C	Room D	Room E	Room F	Min	Rated	Max	Room A	Room B	Room C	Room D	Room E	Room F	Min	Rated	Max
4 units	2.0kW	3.5kW	5.0kW	7.0kW	—	—	1.9	3.3	5.0	6.7	—	—	10.20	17.00	18.36	2.2	3.8	5.8	7.8	—	—	11.76	19.60	20.50
	2.0kW	3.5kW	5.0kW	8.0kW	—	—	1.8	3.1	4.7	7.3	—	—	10.20	17.00	18.36	2.1	3.6	5.5	8.5	—	—	11.76	19.60	20.50
	2.0kW	5.0kW	5.0kW	5.0kW	—	—	1.9	5.0	5.0	5.0	—	—	10.20	17.00	18.36	2.2	5.8	5.8	5.8	—	—	11.76	19.60	20.50
	2.0kW	5.0kW	5.0kW	6.0kW	—	—	1.9	5.0	5.0	5.0	—	—	10.20	17.00	18.36	2.2	5.8	5.8	5.8	—	—	11.76	19.60	20.50
	2.0kW	5.0kW	5.0kW	7.0kW	—	—	1.7	4.6	4.6	6.1	—	—	10.20	17.00	18.36	2.0	5.3	5.3	7.1	—	—	11.76	19.60	20.50
	2.0kW	5.0kW	5.0kW	8.0kW	—	—	1.6	4.3	4.3	6.7	—	—	10.20	17.00	18.36	1.9	5.0	5.0	7.7	—	—	11.76	19.60	20.50
	2.0kW	5.0kW	6.0kW	6.0kW	—	—	1.9	5.0	5.0	5.0	—	—	10.20	17.00	18.36	2.2	5.8	5.8	5.8	—	—	11.76	19.60	20.50
	2.0kW	5.0kW	6.0kW	7.0kW	—	—	1.7	4.6	4.6	6.1	—	—	10.20	17.00	18.36	2.0	5.3	5.3	7.1	—	—	11.76	19.60	20.50
	2.0kW	5.0kW	6.0kW	8.0kW	—	—	1.6	4.3	4.3	6.7	—	—	10.20	17.00	18.36	1.9	5.0	5.0	7.7	—	—	11.76	19.60	20.50
	2.0kW	3.5kW	6.0kW	6.0kW	—	—	2.0	3.5	5.0	5.0	—	—	9.66	15.50	17.39	2.2	3.9	5.8	5.8	—	—	10.63	17.71	19.48
	2.0kW	3.5kW	6.0kW	7.0kW	—	—	1.9	3.3	5.0	6.7	—	—	10.20	17.00	18.36	2.2	3.8	5.8	7.8	—	—	11.76	19.60	20.50
	2.0kW	3.5kW	6.0kW	8.0kW	—	—	1.8	3.1	4.7	7.3	—	—	10.20	17.00	18.36	2.1	3.6	5.5	8.5	—	—	11.76	19.60	20.50
	2.0kW	6.0kW	6.0kW	6.0kW	—	—	1.9	5.0	5.0	5.0	—	—	10.20	17.00	18.36	2.2	5.8	5.8	5.8	—	—	11.76	19.60	20.50
	2.0kW	6.0kW	6.0kW	7.0kW	—	—	1.7	4.6	4.6	6.1	—	—	10.20	17.00	18.36	2.0	5.3	5.3	7.1	—	—	11.76	19.60	20.50
	2.0kW	6.0kW	6.0kW	8.0kW	—	—	1.6	4.3	4.3	6.7	—	—	10.20	17.00	18.36	1.9	5.0	5.0	7.7	—	—	11.76	19.60	20.50
	2.6kW	2.6kW	2.6kW	2.6kW	—	—	2.6	2.6	2.6	2.6	—	—	6.24	10.40	11.23	2.9	2.9	2.9	2.9	—	—	6.86	11.44	12.58
	2.6kW	2.6kW	2.6kW	3.5kW	—	—	2.6	2.6	2.6	3.5	—	—	6.79	11.32	12.23	2.9	2.9	2.9	3.9	—	—	7.47	12.45	13.70
	2.6kW	2.6kW	2.6kW	5.0kW	—	—	2.6	2.6	2.6	5.0	—	—	7.87	12.82	14.17	2.9	2.9	2.9	5.8	—	—	8.66	14.43	15.88
	2.6kW	2.6kW	2.6kW	6.0kW	—	—	2.6	2.6	2.6	5.0	—	—	7.87	12.82	14.17	2.9	2.9	2.9	5.8	—	—	8.66	14.43	15.88
	2.6kW	2.6kW	2.6kW	7.0kW	—	—	2.6	2.6	2.6	7.0	—	—	8.95	14.82	16.11	2.9	2.9	2.9	7.8	—	—	9.85	16.41	18.05
	2.6kW	2.6kW	2.6kW	8.0kW	—	—	2.6	2.6	2.6	8.0	—	—	9.61	15.82	17.30	2.9	2.9	2.9	9.0	—	—	10.57	17.62	19.38
	2.6kW	2.6kW	3.5kW	3.5kW	—	—	2.6	2.6	3.5	3.5	—	—	7.32	12.20	13.18	2.9	2.9	3.9	3.9	—	—	8.05	13.42	14.76
	2.6kW	2.6kW	3.5kW	5.0kW	—	—	2.6	2.6	3.5	5.0	—	—	8.40	13.70	15.12	2.9	2.9	3.9	5.8	—	—	9.24	15.40	16.94
	2.6kW	2.6kW	3.5kW	6.0kW	—	—	2.6	2.6	3.5	5.0	—	—	8.40	13.70	15.12	2.9	2.9	3.9	5.8	—	—	9.24	15.40	16.94
	2.6kW	2.6kW	3.5kW	7.0kW	—	—	2.6	2.6	3.5	7.0	—	—	9.48	15.70	17.06	2.9	2.9	3.9	7.8	—	—	10.43	17.38	19.12
	2.6kW	2.6kW	3.5kW	8.0kW	—	—	2.6	2.6	3.5	8.0	—	—	10.14	16.70	18.25	2.9	2.9	3.9	9.0	—	—	11.15	18.59	20.45
	2.6kW	2.6kW	5.0kW	5.0kW	—	—	2.6	2.6	5.0	5.0	—	—	9.48	15.20	17.06	2.9	2.9	5.8	5.8	—	—	10.43	17.38	19.12
	2.6kW	2.6kW	5.0kW	6.0kW	—	—	2.6	2.6	5.0	5.0	—	—	9.48	15.20	17.06	2.9	2.9	5.8	5.8	—	—	10.43	17.38	19.12
	2.6kW	2.6kW	5.0kW	7.0kW	—	—	2.5	2.5	5.1	6.9	—	—	10.20	17.00	18.36	2.9	2.9	5.8	7.8	—	—	11.62	19.36	20.50
	2.6kW	2.6kW	5.0kW	8.0kW	—	—	2.4	2.4	4.8	7.5	—	—	10.20	17.00	18.36	2.7	2.7	5.6	8.6	—	—	11.76	19.60	20.50
	2.6kW	2.6kW	6.0kW	6.0kW	—	—	2.6	2.6	5.0	5.0	—	—	9.48	15.20	17.06	2.9	2.9	5.8	5.8	—	—	10.43	17.38	19.12
	2.6kW	2.6kW	6.0kW	7.0kW	—	—	2.5	2.5	5.1	6.9	—	—	10.20	17.00	18.36	2.9	2.9	5.8	7.8	—	—	11.62	19.36	20.50
	2.6kW	2.6kW	6.0kW	8.0kW	—	—	2.4	2.4	4.8	7.5	—	—	10.20	17.00	18.36	2.7	2.7	5.6	8.6	—	—	11.76	19.60	20.50
	2.6kW	3.5kW	3.5kW	3.5kW	—	—	2.6	3.5	3.5	3.5	—	—	7.86	13.10	14.15	2.9	3.9	3.9	3.9	—	—	8.65	14.41	15.85
	2.6kW	3.5kW	3.5kW	5.0kW	—	—	2.6	3.5	3.5	5.0	—	—	8.94	14.60	16.09	2.9	3.9	3.9	5.8	—	—	9.83	16.39	18.03
	2.6kW	3.5kW	3.5kW	6.0kW	—	—	2.6	3.5	3.5	5.0	—	—	8.94	14.60	16.09	2.9	3.9	3.9	5.8	—	—	9.83	16.39	18.03
	2.6kW	3.5kW	3.5kW	7.0kW	—	—	2.6	3.5	3.5	7.0	—	—	10.02	16.60	18.04	2.9	3.9	3.9	7.8	—	—	11.02	18.37	20.21
	2.6kW	3.5kW	3.5kW	8.0kW	—	—	2.5	3.3	3.3	7.8	—	—	10.20	17.00	18.36	2.9	3.9	3.9	9.0	—	—	11.75	19.58	20.50
	2.6kW	3.5kW	5.0kW	5.0kW	—	—	2.6	3.5	5.0	5.0	—	—	10.02	16.10	18.04	2.9	3.9	5.8	5.8	—	—	11.02	18.37	20.21
	2.6kW	3.5kW	5.0kW	6.0kW	—	—	2.6	3.5	5.0	5.0	—	—	10.02	16.10	18.04	2.9	3.9	5.8	5.8	—	—	11.02	18.37	20.21
	2.6kW	3.5kW	5.0kW	7.0kW	—	—	2.4	3.2	4.9	6.5	—	—	10.20	17.00	18.36	2.8	3.7	5.6	7.5	—	—	11.76	19.60	20.50
	2.6kW	3.5kW	5.0kW	8.0kW	—	—	2.3	3.0	4.6	7.0	—	—	10.20	16.90	18.36	2.6	3.5	5.3	8.2	—	—	11.76	19.60	20.50
	2.6kW	5.0kW	5.0kW	5.0kW	—	—	2.4	4.9	4.9	4.9	—	—	10.20	17.00	18.36	2.8	5.6	5.6	5.6	—	—	11.76	19.60	20.50
	2.6kW	5.0kW	5.0kW	6.0kW	—	—	2.4	4.9	4.9	4.9	—	—	10.20	17.00	18.36	2.8	5.6	5.6	5.6	—	—	11.76	19.60	20.50
	2.6kW	5.0kW	6.0kW	6.0kW	—	—	2.4	4.9	4.9	4.9	—	—	10.20	17.00	18.36	2.8	5.6	5.6	5.6	—	—	11.76	19.60	20.50
	2.6kW	3.5kW	6.0kW	6.0kW	—	—	2.6	3.5	5.0	5.0	—	—	10.02	16.10	18.04	2.9	3.9	5.8	5.8	—	—	11.02	18.37	20.21
	2.6kW	3.5kW	6.0kW	7.0kW	—	—	2.4	3.2	4.9	6.5	—	—	10.20	17.00	18.36	2.8	3.7	5.6	7.5	—	—	11.76	19.60	20.50
	2.6kW	3.5kW	6.0kW	8.0kW	—	—	2.3	3.0	4.6	7.0	—	—	10.20	16.90	18.36	2.6	3.5	5.3	8.2	—	—	11.76	19.60	20.50
	2.6kW	6.0kW	6.0kW	6.0kW	—	—	2.4	4.9	4.9	4.9	—	—	10.20	17.00	18.36	2.8	5.6	5.6	5.6	—	—	11.76	19.60	20.50
	3.5kW	3.5kW	3.5kW	3.5kW	—	—	3.5	3.5	3.5	3.5	—	—	8.40	14.00	15.12	3.9	3.9	3.9	3.9	—	—	9.24	15.40	16.94
3.5kW	3.5kW	3.5kW	5.0kW	—	—	3.5	3.5	3.5	5.0	—	—	9.48	15.50	17.06	3.9	3.9	3.9	5.8	—	—	10.43	17.38	19.12	
3.5kW	3.5kW	3.5kW	6.0kW	—	—	3.5	3.5	3.5	5.0	—	—	9.48	15.50	17.06	3.9	3.9	3.9	5.8	—	—	10.43	17.38	19.12	
3.5kW	3.5kW	3.5kW	7.0kW	—	—	3.4	3.4	3.4	6.9	—	—	10.20	17.00	18.36	3.9	3.9	3.9	7.8	—	—	11.62	19.36	20.50	
3.5kW	3.5kW	3.5kW	8.0kW	—	—	3.2	3.2	3.2	7.5	—	—	10.20	17.00	18.36	3.7	3.7	3.7	8.6	—	—	11.76	19.60	20.50	
3.5kW	3.5kW	5.0kW	5.0kW	—	—	3.4	3.4	5.1	5.1	—	—	10.20	17.00	18.36	3.9	3.9	5.8	5.8	—	—	11.62	19.36	20.50	
3.5kW	3.5kW	5.0kW	6.0kW	—	—	3.4	3.4	5.1	5.1	—	—	10.20	17.00	18.36	3.9	3.9	5.8	5.8	—	—	11.62	19.36	20.50	
3.5kW	3.5kW	5.0kW	7.0kW	—	—	3.1	3.1	4.6	6.2	—	—	10.20	17.00	18.36	3.5	3.5	5.4	7.2	—	—	11.76	19.60	20.50	
3.5kW	3.5kW	5.0kW	8.0kW	—	—	2.9	2.9	4.4	6.8	—	—	10.20	17.00	18.36	3.3	3.3	5.1	7.8	—	—	11.76	19.60	20.50	
3.5kW	5.0kW	5.0kW	5.0kW	—	—	3.1	4.6	4.6	4.6	—	—	10.20	17.00	18.36	3.5	5.4	5.4	5.4	—	—	11.76	19.60	20.50	
3.5kW	5.0kW	5.0kW	6.0kW	—	—	3.1	4.6	4.6	4.6	—	—	10.20	17.00	18.36	3.5	5.4	5.4	5.4	—	—	11.76			

Indoor Unit Combinations							Cooling						Heating											
Operation	Unit ID					Capacity of each Indoor Unit (kW)						System Capacity (kW)			Capacity of each Indoor Unit (kW)						System Capacity (kW)			
	Unit A	Unit B	Unit C	Unit D	Unit E	Unit F	Room A	Room B	Room C	Room D	Room E	Room F	Min	Rated	Max	Room A	Room B	Room C	Room D	Room E	Room F	Min	Rated	Max
5 units	2.0kW	2.0kW	2.0kW	2.0kW	2.0kW	—	2.0	2.0	2.0	2.0	2.0	—	6.00	10.00	11.00	2.2	2.2	2.2	2.2	2.2	—	6.60	11.00	12.10
	2.0kW	2.0kW	2.0kW	2.0kW	2.6kW	—	2.0	2.0	2.0	2.0	2.6	—	6.36	10.60	11.66	2.2	2.2	2.2	2.2	2.9	—	7.00	11.66	12.83
	2.0kW	2.0kW	2.0kW	2.0kW	3.5kW	—	2.0	2.0	2.0	2.0	3.5	—	6.90	11.50	12.65	2.2	2.2	2.2	2.2	3.9	—	7.59	12.65	13.92
	2.0kW	2.0kW	2.0kW	2.0kW	5.0kW	—	2.0	2.0	2.0	2.0	5.0	—	7.98	13.00	14.63	2.2	2.2	2.2	2.2	5.8	—	8.78	14.63	16.09
	2.0kW	2.0kW	2.0kW	2.0kW	6.0kW	—	2.0	2.0	2.0	2.0	5.0	—	7.98	13.00	14.63	2.2	2.2	2.2	2.2	5.8	—	8.78	14.63	16.09
	2.0kW	2.0kW	2.0kW	2.0kW	7.0kW	—	2.0	2.0	2.0	2.0	7.0	—	9.06	15.00	16.61	2.2	2.2	2.2	2.2	7.8	—	9.97	16.61	18.27
	2.0kW	2.0kW	2.0kW	2.0kW	8.0kW	—	2.0	2.0	2.0	2.0	8.0	—	9.72	16.00	17.82	2.2	2.2	2.2	2.2	9.0	—	10.69	17.82	19.60
	2.0kW	2.0kW	2.0kW	2.6kW	2.6kW	—	2.0	2.0	2.0	2.6	2.6	—	6.72	11.20	12.32	2.2	2.2	2.2	2.9	2.9	—	7.39	12.32	13.55
	2.0kW	2.0kW	2.0kW	2.6kW	3.5kW	—	2.0	2.0	2.0	2.6	3.5	—	7.26	12.10	13.31	2.2	2.2	2.2	2.9	3.9	—	7.99	13.31	14.64
	2.0kW	2.0kW	2.0kW	2.6kW	5.0kW	—	2.0	2.0	2.0	2.6	5.0	—	8.34	13.60	15.29	2.2	2.2	2.2	2.9	5.8	—	9.17	15.29	16.82
	2.0kW	2.0kW	2.0kW	2.6kW	6.0kW	—	2.0	2.0	2.0	2.6	5.0	—	8.34	13.60	15.29	2.2	2.2	2.2	2.9	5.8	—	9.17	15.29	16.82
	2.0kW	2.0kW	2.0kW	2.6kW	7.0kW	—	2.0	2.0	2.0	2.6	7.0	—	9.42	15.60	17.27	2.2	2.2	2.2	2.9	7.8	—	10.36	17.27	19.00
	2.0kW	2.0kW	2.0kW	2.6kW	8.0kW	—	2.0	2.0	2.0	2.6	8.0	—	10.08	16.60	18.40	2.2	2.2	2.2	2.9	9.0	—	11.09	18.40	20.33
	2.0kW	2.0kW	2.0kW	3.5kW	3.5kW	—	2.0	2.0	2.0	3.5	3.5	—	7.80	13.00	14.30	2.2	2.2	2.2	3.9	3.9	—	8.58	14.30	15.73
	2.0kW	2.0kW	2.0kW	3.5kW	5.0kW	—	2.0	2.0	2.0	3.5	5.0	—	8.88	14.50	16.28	2.2	2.2	2.2	3.9	5.8	—	9.77	16.28	17.91
	2.0kW	2.0kW	2.0kW	3.5kW	6.0kW	—	2.0	2.0	2.0	3.5	5.0	—	8.88	14.50	16.28	2.2	2.2	2.2	3.9	5.8	—	9.77	16.28	17.91
	2.0kW	2.0kW	2.0kW	3.5kW	7.0kW	—	2.0	2.0	2.0	3.5	7.0	—	9.96	16.50	18.26	2.2	2.2	2.2	3.9	7.8	—	10.96	18.26	20.09
	2.0kW	2.0kW	2.0kW	3.5kW	8.0kW	—	1.9	1.9	1.9	3.4	7.9	—	10.20	17.00	18.40	2.2	2.2	2.2	3.9	9.0	—	11.68	19.47	20.50
	2.0kW	2.0kW	2.0kW	5.0kW	5.0kW	—	2.0	2.0	2.0	5.0	5.0	—	9.96	16.00	18.26	2.2	2.2	2.2	5.8	5.8	—	10.96	18.26	20.09
	2.0kW	2.0kW	2.0kW	5.0kW	6.0kW	—	2.0	2.0	2.0	5.0	5.0	—	9.96	16.00	18.26	2.2	2.2	2.2	5.8	5.8	—	10.96	18.26	20.09
	2.0kW	2.0kW	2.0kW	5.0kW	7.0kW	—	1.8	1.8	1.8	4.9	6.6	—	10.20	17.00	18.40	2.1	2.1	2.1	5.6	7.6	—	11.76	19.60	20.50
	2.0kW	2.0kW	2.0kW	5.0kW	8.0kW	—	1.7	1.7	1.7	4.6	7.0	—	10.20	16.90	18.40	2.0	2.0	2.0	5.3	8.2	—	11.76	19.60	20.50
	2.0kW	2.0kW	2.0kW	6.0kW	6.0kW	—	2.0	2.0	2.0	5.0	5.0	—	9.96	16.00	18.26	2.2	2.2	2.2	5.8	5.8	—	10.96	18.26	20.09
	2.0kW	2.0kW	2.0kW	6.0kW	7.0kW	—	1.8	1.8	1.8	4.9	6.6	—	10.20	17.00	18.40	2.1	2.1	2.1	5.6	7.6	—	11.76	19.60	20.50
	2.0kW	2.0kW	2.0kW	6.0kW	8.0kW	—	1.7	1.7	1.7	4.6	7.0	—	10.20	16.90	18.40	2.0	2.0	2.0	5.3	8.2	—	11.76	19.60	20.50
	2.0kW	2.0kW	2.6kW	2.6kW	2.6kW	—	2.0	2.0	2.6	2.6	2.6	—	7.08	11.80	12.98	2.2	2.2	2.9	2.9	2.9	—	7.79	12.98	14.28
	2.0kW	2.0kW	2.6kW	2.6kW	3.5kW	—	2.0	2.0	2.6	2.6	3.5	—	7.62	12.70	13.97	2.2	2.2	2.9	2.9	3.9	—	8.38	13.97	15.37
	2.0kW	2.0kW	2.6kW	2.6kW	5.0kW	—	2.0	2.0	2.6	2.6	5.0	—	8.70	14.20	15.95	2.2	2.2	2.9	2.9	5.8	—	9.57	15.95	17.55
	2.0kW	2.0kW	2.6kW	2.6kW	6.0kW	—	2.0	2.0	2.6	2.6	5.0	—	8.70	14.20	15.95	2.2	2.2	2.9	2.9	5.8	—	9.57	15.95	17.55
	2.0kW	2.0kW	2.6kW	2.6kW	7.0kW	—	2.0	2.0	2.6	2.6	7.0	—	9.78	16.20	17.93	2.2	2.2	2.9	2.9	7.8	—	10.76	17.93	19.72
	2.0kW	2.0kW	2.6kW	2.6kW	8.0kW	—	2.0	2.0	2.5	2.5	8.0	—	10.20	17.00	18.40	2.2	2.2	2.9	2.9	9.0	—	11.48	19.14	20.50
	2.0kW	2.0kW	2.6kW	3.5kW	3.5kW	—	2.0	2.0	2.6	3.5	3.5	—	8.16	13.60	14.96	2.2	2.2	2.9	3.9	3.9	—	8.98	14.96	16.46
	2.0kW	2.0kW	2.6kW	3.5kW	5.0kW	—	2.0	2.0	2.6	3.5	5.0	—	9.24	15.10	16.94	2.2	2.2	2.9	3.9	5.8	—	10.16	16.94	18.63
	2.0kW	2.0kW	2.6kW	3.5kW	6.0kW	—	2.0	2.0	2.6	3.5	5.0	—	9.24	15.10	16.94	2.2	2.2	2.9	3.9	5.8	—	10.16	16.94	18.63
	2.0kW	2.0kW	2.6kW	3.5kW	7.0kW	—	2.0	2.0	2.6	3.5	7.0	—	10.20	17.00	18.40	2.2	2.2	2.9	3.9	7.8	—	11.35	18.92	20.50
	2.0kW	2.0kW	2.6kW	3.5kW	8.0kW	—	1.9	1.9	2.4	3.3	7.6	—	10.20	17.00	18.40	2.1	2.1	2.8	3.7	8.8	—	11.76	19.60	20.50
	2.0kW	2.0kW	2.6kW	5.0kW	5.0kW	—	2.0	2.0	2.6	5.0	5.0	—	10.20	16.60	18.40	2.2	2.2	2.9	5.8	5.8	—	11.35	18.92	20.50
	2.0kW	2.0kW	2.6kW	5.0kW	6.0kW	—	2.0	2.0	2.6	5.0	5.0	—	10.20	16.60	18.40	2.2	2.2	2.9	5.8	5.8	—	11.35	18.92	20.50
	2.0kW	2.0kW	2.6kW	5.0kW	7.0kW	—	1.8	1.8	2.3	4.7	6.4	—	10.20	17.00	18.40	2.1	2.1	2.7	5.5	7.3	—	11.76	19.60	20.50
	2.0kW	2.0kW	2.6kW	5.0kW	8.0kW	—	1.7	1.7	2.2	4.5	6.9	—	10.20	17.00	18.40	2.0	2.0	2.5	5.2	8.0	—	11.76	19.60	20.50
	2.0kW	2.0kW	2.6kW	6.0kW	6.0kW	—	2.0	2.0	2.6	5.0	5.0	—	10.20	16.60	18.40	2.2	2.2	2.9	5.8	5.8	—	11.35	18.92	20.50
	2.0kW	2.0kW	2.6kW	6.0kW	7.0kW	—	1.8	1.8	2.3	4.7	6.4	—	10.20	17.00	18.40	2.1	2.1	2.7	5.5	7.3	—	11.76	19.60	20.50
	2.0kW	2.0kW	2.6kW	6.0kW	8.0kW	—	1.7	1.7	2.2	4.5	6.9	—	10.20	17.00	18.40	2.0	2.0	2.5	5.2	8.0	—	11.76	19.60	20.50
	2.0kW	2.0kW	3.5kW	3.5kW	3.5kW	—	2.0	2.0	3.5	3.5	3.5	—	8.70	14.50	15.95	2.2	2.2	3.9	3.9	3.9	—	9.57	15.95	17.55
	2.0kW	2.0kW	3.5kW	3.5kW	5.0kW	—	2.0	2.0	3.5	3.5	5.0	—	9.78	16.00	17.93	2.2	2.2	3.9	3.9	5.8	—	10.76	17.93	19.72
	2.0kW	2.0kW	3.5kW	3.5kW	6.0kW	—	2.0	2.0	3.5	3.5	5.0	—	9.78	16.00	17.93	2.2	2.2	3.9	3.9	5.8	—	10.76	17.93	19.72
	2.0kW	2.0kW	3.5kW	3.5kW	7.0kW	—	1.9	1.9	3.3	3.3	6.7	—	10.20	17.00	18.40	2.2	2.2	3.8	3.8	7.7	—	11.76	19.60	20.50
	2.0kW	2.0kW	3.5kW	3.5kW	8.0kW	—	1.8	1.8	3.1	3.1	7.3	—	10.20	17.00	18.40	2.0	2.0	3.6	3.6	8.4	—	11.76	19.60	20.50
	2.0kW	2.0kW	3.5kW	5.0kW	5.0kW	—	1.9	1.9	3.3	5.0	5.0	—	10.20	17.00	18.40	2.2	2.2	3.8	5.7	5.7	—	11.76	19.60	20.50
	2.0kW	2.0kW	3.5kW	5.0kW	6.0kW	—	1.9	1.9	3.3	5.0	5.0	—	10.20	17.00	18.40	2.2	2.2	3.8	5.7	5.7	—	11.76	19.60	20.50
2.0kW	2.0kW	3.5kW	5.0kW	7.0kW	—	1.7	1.7	3.0	4.5	6.1	—	10.20	17.00	18.40	2.0	2.0	3.4	5.2	7.0	—	11.76	19.60	20.50	
2.0kW	2.0kW	5.0kW	5.0kW	5.0kW	—	1.7	1.7	4.5	4.5	4.5	—	10.20	17.00	18.40	2.0	2.0	5.2	5.2	5.2	—	11.76	19.60	20.50	
2.0kW	2.0kW	5.0kW	5.0kW	6.0kW	—	1.7	1.7	4.5	4.5	4.5	—	10.20	17.00	18.40	2.0	2.0	5.2	5.2	5.2	—	11.76	19.60	20.50	
2.0kW	2.0kW	5.0kW	6.0kW	6.0kW	—	1.7	1.7	4.5	4.5	4.5	—	10.20	17.00	18.40	2.0	2.0	5.2	5.2	5.2	—	11.76	19.60	20.50	
2.0kW	2.0kW	5.0kW	6.0kW	7.0kW	—	1.6	1.6	4.2	4.2	5.6	—	10.20	17.00	18.40	1.8	1.8	4.8	4.8	6.4	—	11.76	19.60	20.50	
2.0kW	2.0kW	5.0kW	6.0kW	6.0kW	—	1.7	1.7	4.5	4.5	4.5	—	10.20	17.00	18.40	2.0	2.0	5.2	5.2	5.2	—	11.76	19.60	20.50	
2.0kW	2.0kW	5.0kW	6.0kW	7.0kW	—	1.6	1.6	4.2	4.2	5.6	—	10.20	17.00	18.40	1.8	1.8	4.8	4.8	6.4	—	11.76	19.60	20.50	
2.0kW	2.0kW	3.5kW	6.0kW	6.0kW	—	1.9	1.9	3.3	5.0	5.0	—	10.20	17.00	18.40	2.2	2.2	3.8	5.7	5.7	—	11.76	19.60	20.50	
2.0kW	2.0kW	3.5kW	6.0kW	7.0kW	—	1.7	1.7	3.0	4.5	6.1	—													

Indoor Unit Combinations							Cooling									Heating									
Operation	Unit ID						Capacity of each Indoor Unit (kW)						System Capacity (kW)			Capacity of each Indoor Unit (kW)						System Capacity (kW)			
	Unit A	Unit B	Unit C	Unit D	Unit E	Unit F	Room A	Room B	Room C	Room D	Room E	Room F	Min	Rated	Max	Room A	Room B	Room C	Room D	Room E	Room F	Min	Rated	Max	
5 units	2.0kW	2.6kW	2.6kW	3.5kW	8.0kW	—	1.8	2.3	2.3	3.1	7.4	—	10.20	17.00	18.40	2.1	2.7	2.7	3.6	8.5	—	11.76	19.60	20.50	
	2.0kW	2.6kW	2.6kW	5.0kW	5.0kW	—	1.9	2.5	2.5	5.1	5.1	—	10.20	17.00	18.40	2.2	2.9	2.9	5.8	5.8	—	11.75	19.58	20.50	
	2.0kW	2.6kW	2.6kW	5.0kW	6.0kW	—	1.9	2.5	2.5	5.1	5.1	—	10.20	17.00	18.40	2.2	2.9	2.9	5.8	5.8	—	11.75	19.58	20.50	
	2.0kW	2.6kW	2.6kW	5.0kW	7.0kW	—	1.7	2.3	2.3	4.6	6.2	—	10.20	17.00	18.40	2.0	2.6	2.6	5.3	7.1	—	11.76	19.60	20.50	
	2.0kW	2.6kW	2.6kW	6.0kW	6.0kW	—	1.9	2.5	2.5	5.1	5.1	—	10.20	17.00	18.40	2.2	2.9	2.9	5.8	5.8	—	11.75	19.58	20.50	
	2.0kW	2.6kW	2.6kW	6.0kW	7.0kW	—	1.7	2.3	2.3	4.6	6.2	—	10.20	17.00	18.40	2.0	2.6	2.6	5.3	7.1	—	11.76	19.60	20.50	
	2.0kW	2.6kW	3.5kW	3.5kW	3.5kW	—	2.0	2.6	3.5	3.5	3.5	—	9.06	15.10	16.61	2.2	2.9	3.9	3.9	3.9	3.9	—	9.97	16.61	18.27
	2.0kW	2.6kW	3.5kW	3.5kW	5.0kW	—	2.0	2.6	3.5	3.5	5.0	—	10.14	16.60	18.40	2.2	2.9	3.9	3.9	5.8	—	11.15	18.59	20.45	
	2.0kW	2.6kW	3.5kW	3.5kW	6.0kW	—	2.0	2.6	3.5	3.5	5.0	—	10.14	16.60	18.40	2.2	2.9	3.9	3.9	5.8	—	11.15	18.59	20.45	
	2.0kW	2.6kW	3.5kW	3.5kW	7.0kW	—	1.8	2.4	3.2	3.2	6.5	—	10.20	17.00	18.40	2.1	2.7	3.7	3.7	7.4	—	11.76	19.60	20.50	
	2.0kW	2.6kW	3.5kW	3.5kW	8.0kW	—	1.7	2.2	3.0	3.0	7.0	—	10.20	17.00	18.40	2.0	2.6	3.5	3.5	8.1	—	11.76	19.60	20.50	
	2.0kW	2.6kW	3.5kW	5.0kW	5.0kW	—	1.8	2.4	3.2	4.8	4.8	—	10.20	17.00	18.40	2.1	2.7	3.7	5.6	5.6	—	11.76	19.60	20.50	
	2.0kW	2.6kW	3.5kW	5.0kW	6.0kW	—	1.8	2.4	3.2	4.8	4.8	—	10.20	17.00	18.40	2.1	2.7	3.7	5.6	5.6	—	11.76	19.60	20.50	
	2.0kW	2.6kW	3.5kW	5.0kW	7.0kW	—	1.7	2.2	2.9	4.4	5.9	—	10.20	17.00	18.40	1.9	2.5	3.3	5.1	6.8	—	11.76	19.60	20.50	
	2.0kW	2.6kW	5.0kW	5.0kW	5.0kW	—	1.7	2.2	4.4	4.4	4.4	—	10.20	17.00	18.40	1.9	2.5	5.1	5.1	5.1	—	11.76	19.60	20.50	
	2.0kW	2.6kW	3.5kW	6.0kW	6.0kW	—	1.8	2.4	3.2	4.8	4.8	—	10.20	17.00	18.40	2.1	2.7	3.7	5.6	5.6	—	11.76	19.60	20.50	
	2.0kW	2.6kW	3.5kW	6.0kW	7.0kW	—	1.7	2.2	2.9	4.4	5.9	—	10.20	17.00	18.40	1.9	2.5	3.3	5.1	6.8	—	11.76	19.60	20.50	
	2.0kW	2.6kW	6.0kW	6.0kW	6.0kW	—	1.7	2.2	4.4	4.4	4.4	—	10.20	17.00	18.40	1.9	2.5	5.1	5.1	5.1	—	11.76	19.60	20.50	
	2.0kW	3.5kW	3.5kW	3.5kW	3.5kW	—	2.0	3.5	3.5	3.5	3.5	—	9.60	16.00	17.60	2.2	3.9	3.9	3.9	3.9	—	10.56	17.60	19.36	
	2.0kW	3.5kW	3.5kW	3.5kW	5.0kW	—	1.9	3.3	3.3	3.3	5.1	—	10.20	17.00	18.40	2.2	3.9	3.9	3.9	5.8	—	11.75	19.58	20.50	
	2.0kW	3.5kW	3.5kW	3.5kW	6.0kW	—	1.9	3.3	3.3	3.3	5.1	—	10.20	17.00	18.40	2.2	3.9	3.9	3.9	5.8	—	11.75	19.58	20.50	
	2.0kW	3.5kW	3.5kW	3.5kW	7.0kW	—	1.7	3.0	3.0	3.0	6.2	—	10.20	17.00	18.40	2.0	3.5	3.5	3.5	7.1	—	11.76	19.60	20.50	
	2.0kW	3.5kW	3.5kW	3.5kW	8.0kW	—	1.6	2.9	2.9	2.9	6.7	—	10.20	17.00	18.40	1.9	3.3	3.3	3.3	7.8	—	11.76	19.60	20.50	
	2.0kW	3.5kW	3.5kW	5.0kW	5.0kW	—	1.7	3.0	3.0	4.6	4.6	—	10.20	17.00	18.40	2.0	3.5	3.5	5.3	5.3	—	11.76	19.60	20.50	
	2.0kW	3.5kW	5.0kW	5.0kW	5.0kW	—	1.6	2.8	4.2	4.2	4.2	—	10.20	17.00	18.40	1.8	3.2	4.9	4.9	4.9	—	11.76	19.60	20.50	
	2.0kW	3.5kW	3.5kW	6.0kW	6.0kW	—	1.7	3.0	3.0	4.6	4.6	—	10.20	17.00	18.40	2.0	3.5	3.5	5.3	5.3	—	11.76	19.60	20.50	
	2.0kW	3.5kW	6.0kW	6.0kW	6.0kW	—	1.6	2.8	4.2	4.2	4.2	—	10.20	17.00	18.40	1.8	3.2	4.9	4.9	4.9	—	11.76	19.60	20.50	
	2.6kW	2.6kW	2.6kW	2.6kW	2.6kW	—	2.6	2.6	2.6	2.6	2.6	—	7.80	13.00	14.30	2.9	2.9	2.9	2.9	2.9	—	8.58	14.30	15.73	
	2.6kW	2.6kW	2.6kW	2.6kW	3.5kW	—	2.6	2.6	2.6	2.6	3.5	—	8.34	13.90	15.29	2.9	2.9	2.9	2.9	3.9	—	9.17	15.29	16.82	
	2.6kW	2.6kW	2.6kW	2.6kW	5.0kW	—	2.6	2.6	2.6	2.6	5.0	—	9.42	15.40	17.27	2.9	2.9	2.9	2.9	5.8	—	10.36	17.27	19.00	
	2.6kW	2.6kW	2.6kW	2.6kW	6.0kW	—	2.6	2.6	2.6	2.6	5.0	—	9.42	15.40	17.27	2.9	2.9	2.9	2.9	5.8	—	10.36	17.27	19.00	
	2.6kW	2.6kW	2.6kW	2.6kW	7.0kW	—	2.5	2.5	2.5	2.5	6.9	—	10.20	17.00	18.40	2.9	2.9	2.9	2.9	7.8	—	11.55	19.25	20.50	
	2.6kW	2.6kW	2.6kW	2.6kW	8.0kW	—	2.4	2.4	2.4	2.4	7.5	—	10.20	17.00	18.40	2.7	2.7	2.7	2.7	8.6	—	11.76	19.60	20.50	
	2.6kW	2.6kW	2.6kW	3.5kW	3.5kW	—	2.6	2.6	2.6	3.5	3.5	—	8.88	14.80	16.28	2.9	2.9	2.9	3.9	3.9	—	9.77	16.28	17.91	
	2.6kW	2.6kW	2.6kW	3.5kW	5.0kW	—	2.6	2.6	2.6	3.5	5.0	—	9.96	16.30	18.26	2.9	2.9	2.9	3.9	5.8	—	10.96	18.26	20.09	
	2.6kW	2.6kW	2.6kW	3.5kW	6.0kW	—	2.6	2.6	2.6	3.5	6.0	—	9.96	16.30	18.26	2.9	2.9	2.9	3.9	5.8	—	10.96	18.26	20.09	
	2.6kW	2.6kW	2.6kW	3.5kW	7.0kW	—	2.4	2.4	2.4	3.2	6.6	—	10.20	17.00	18.40	2.8	2.8	2.8	3.7	7.6	—	11.76	19.60	20.50	
	2.6kW	2.6kW	2.6kW	3.5kW	8.0kW	—	2.3	2.3	2.3	3.1	7.0	—	10.20	16.90	18.40	2.6	2.6	2.6	3.5	8.2	—	11.76	19.60	20.50	
	2.6kW	2.6kW	2.6kW	5.0kW	5.0kW	—	2.4	2.4	2.4	4.9	4.9	—	10.20	17.00	18.40	2.8	2.8	2.8	5.6	5.6	—	11.76	19.60	20.50	
	2.6kW	2.6kW	2.6kW	5.0kW	6.0kW	—	2.4	2.4	2.4	4.9	4.9	—	10.20	17.00	18.40	2.8	2.8	2.8	5.6	5.6	—	11.76	19.60	20.50	
	2.6kW	2.6kW	2.6kW	5.0kW	7.0kW	—	2.2	2.2	2.2	4.5	6.0	—	10.20	17.00	18.40	2.5	2.5	2.5	5.1	6.9	—	11.76	19.60	20.50	
	2.6kW	2.6kW	3.5kW	3.5kW	3.5kW	—	2.6	2.6	3.5	3.5	3.5	—	9.42	15.70	17.27	2.9	2.9	3.9	3.9	3.9	—	10.36	17.27	19.00	
	2.6kW	2.6kW	3.5kW	3.5kW	5.0kW	—	2.5	2.5	3.4	3.4	5.1	—	10.20	17.00	18.40	2.9	2.9	3.9	3.9	5.8	—	11.55	19.25	20.50	
	2.6kW	2.6kW	3.5kW	3.5kW	6.0kW	—	2.5	2.5	3.4	3.4	5.1	—	10.20	17.00	18.40	2.9	2.9	3.9	3.9	5.8	—	11.55	19.25	20.50	
	2.6kW	2.6kW	3.5kW	3.5kW	7.0kW	—	2.3	2.3	3.1	3.1	6.3	—	10.20	17.00	18.40	2.6	2.6	3.6	3.6	7.2	—	11.76	19.60	20.50	
	2.6kW	2.6kW	3.5kW	3.5kW	8.0kW	—	2.2	2.2	2.9	2.9	6.8	—	10.20	17.00	18.40	2.5	2.5	3.4	3.4	7.9	—	11.76	19.60	20.50	
	2.6kW	2.6kW	3.5kW	5.0kW	5.0kW	—	2.3	2.3	3.1	4.7	4.7	—	10.20	17.00	18.40	2.6	2.6	3.6	5.4	5.4	—	11.76	19.60	20.50	
	2.6kW	2.6kW	3.5kW	5.0kW	6.0kW	—	2.3	2.3	3.1	4.7	4.7	—	10.20	17.00	18.40	2.6	2.6	3.6	5.4	5.4	—	11.76	19.60	20.50	
	2.6kW	2.6kW	3.5kW	5.0kW	7.0kW	—	2.1	2.1	2.8	4.3	5.7	—	10.20	17.00	18.40	2.4	2.4	3.3	4.9	6.6	—	11.76	19.60	20.50	
	2.6kW	2.6kW	5.0kW	5.0kW	5.0kW	—	2.1	2.1	4.3	4.3	4.3	—	10.20	17.00	18.40	2.4	2.4	4.9	4.9	4.9	—	11.76	19.60	20.50	
2.6kW	2.6kW	5.0kW	5.0kW	6.0kW	—	2.1	2.1	4.3	4.3	4.3	—	10.20	17.00	18.40	2.4	2.4	4.9	4.9	4.9	—	11.76	19.60	20.50		
2.6kW	2.6kW	3.5kW	6.0kW	6.0kW	—	2.3	2.3	3.1	4.7	4.7	—	10.20	17.00	18.40	2.6	2.6	3.6	5.4	5.4	—	11.76	19.60	20.50		
2.6kW	2.6kW	3.5kW	6.0kW	7.0kW	—	2.1	2.1	2.8	4.3	5.7	—	10.20	17.00	18.40	2.4	2.4	3.3	4.9	6.6	—	11.76	19.60	20.50		
2.6kW	2.6kW	6.0kW	6.0kW	6.0kW	—	2.1	2.1	4.3	4.3	4.3	—	10.20	17.00	18.40	2.4	2.4	4.9	4.9	4.9	—	11.76	19.60	20.50		
2.6kW	3.5kW	3.5kW	3.5kW	3.5kW	—	2.6	3.5	3.5	3.5	3.5	—	9.96	16.60	18.26	2.9	3.9	3.9	3.9	3.9	—	10.96	18.26	20.09		
2.6kW	3.5kW	3.5kW	3.5kW	5.0kW	—	2.4	3.2	3.2	3.2	4.9	—	10.20	17.00	18.40	2.8	3.7	3.7	3.7	5.6	—	11.76	19.60	20.50		
2.6kW	3.5kW	3.5kW	3.5kW	6.0kW	—	2.4	3.2	3.2	3.2	4.9	—	10.20	17.00	18.40	2.8	3.7	3.7	3.7	5.6	—	11.76	19.60	20.50		
2.6kW	3.5kW	3.5kW	3.5kW	7.0kW	—	2.2	2.9	2.9	2.9	6.0	—	10.20	17.00	18.40	2.5	3.4	3.4	3.							

Indoor Unit Combinations						Cooling									Heating									
Operation	Unit ID					Capacity of each Indoor Unit (kW)						System Capacity (kW)			Capacity of each Indoor Unit (kW)						System Capacity (kW)			
	Unit A	Unit B	Unit C	Unit D	Unit E	Unit F	Room A	Room B	Room C	Room D	Room E	Room F	Min	Rated	Max	Room A	Room B	Room C	Room D	Room E	Room F	Min	Rated	Max
6 units	2.0kW	2.0kW	2.0kW	2.0kW	2.0kW	2.6kW	2.0	2.0	2.0	2.0	2.0	2.6	7.56	12.60	13.86	2.2	2.2	2.2	2.2	2.2	2.9	8.32	13.86	15.25
	2.0kW	2.0kW	2.0kW	2.0kW	2.0kW	3.5kW	2.0	2.0	2.0	2.0	2.0	3.5	8.10	13.50	14.85	2.2	2.2	2.2	2.2	2.2	3.9	8.91	14.85	16.34
	2.0kW	2.0kW	2.0kW	2.0kW	2.0kW	5.0kW	2.0	2.0	2.0	2.0	2.0	5.0	9.18	15.00	16.83	2.2	2.2	2.2	2.2	2.2	5.8	10.10	16.83	18.51
	2.0kW	2.0kW	2.0kW	2.0kW	2.0kW	6.0kW	2.0	2.0	2.0	2.0	2.0	5.0	9.18	15.00	16.83	2.2	2.2	2.2	2.2	2.2	5.8	10.10	16.83	18.51
	2.0kW	2.0kW	2.0kW	2.0kW	2.0kW	7.0kW	2.0	2.0	2.0	2.0	2.0	7.1	10.20	17.00	18.40	2.2	2.2	2.2	2.2	2.2	7.8	11.29	18.81	20.50
	2.0kW	2.0kW	2.0kW	2.0kW	2.0kW	8.0kW	1.9	1.9	1.9	1.9	1.9	7.7	10.20	17.00	18.40	2.2	2.2	2.2	2.2	2.2	8.8	11.76	19.60	20.50
	2.0kW	2.0kW	2.0kW	2.0kW	2.6kW	2.6kW	2.0	2.0	2.0	2.0	2.6	2.6	7.92	13.20	14.52	2.2	2.2	2.2	2.2	2.9	2.9	8.71	14.52	15.97
	2.0kW	2.0kW	2.0kW	2.0kW	2.6kW	3.5kW	2.0	2.0	2.0	2.0	2.6	3.5	8.46	14.10	15.51	2.2	2.2	2.2	2.2	2.9	3.9	9.31	15.51	17.06
	2.0kW	2.0kW	2.0kW	2.0kW	2.6kW	5.0kW	2.0	2.0	2.0	2.0	2.6	5.0	9.54	15.60	17.49	2.2	2.2	2.2	2.2	2.9	5.8	10.49	17.49	19.24
	2.0kW	2.0kW	2.0kW	2.0kW	2.6kW	6.0kW	2.0	2.0	2.0	2.0	2.6	5.0	9.54	15.60	17.49	2.2	2.2	2.2	2.2	2.9	5.8	10.49	17.49	19.24
	2.0kW	2.0kW	2.0kW	2.0kW	2.6kW	7.0kW	1.9	1.9	1.9	1.9	2.5	6.8	10.20	17.00	18.40	2.2	2.2	2.2	2.2	2.9	7.8	11.68	19.47	20.50
	2.0kW	2.0kW	2.0kW	2.0kW	2.6kW	8.0kW	1.8	1.8	1.8	1.8	2.4	7.4	10.20	17.00	18.40	2.1	2.1	2.1	2.1	2.7	8.5	11.76	19.60	20.50
	2.0kW	2.0kW	2.0kW	2.0kW	3.5kW	3.5kW	2.0	2.0	2.0	2.0	3.5	3.5	9.00	15.00	16.50	2.2	2.2	2.2	2.2	3.9	3.9	9.90	16.50	18.15
	2.0kW	2.0kW	2.0kW	2.0kW	3.5kW	5.0kW	2.0	2.0	2.0	2.0	3.5	5.0	10.08	16.50	18.40	2.2	2.2	2.2	2.2	3.9	5.8	11.09	18.48	20.33
	2.0kW	2.0kW	2.0kW	2.0kW	3.5kW	6.0kW	2.0	2.0	2.0	2.0	3.5	5.0	10.08	16.50	18.40	2.2	2.2	2.2	2.2	3.9	5.8	11.09	18.48	20.33
	2.0kW	2.0kW	2.0kW	2.0kW	3.5kW	7.0kW	1.8	1.8	1.8	1.8	3.2	6.5	10.20	17.00	18.40	2.1	2.1	2.1	2.1	3.7	7.5	11.76	19.60	20.50
	2.0kW	2.0kW	2.0kW	2.0kW	3.5kW	8.0kW	1.7	1.7	1.7	1.7	3.0	7.1	10.20	17.00	18.40	2.0	2.0	2.0	2.0	3.5	8.2	11.76	19.60	20.50
	2.0kW	2.0kW	2.0kW	2.0kW	5.0kW	5.0kW	1.8	1.8	1.8	1.8	4.8	4.8	10.20	17.00	18.40	2.1	2.1	2.1	2.1	5.6	5.6	11.76	19.60	20.50
	2.0kW	2.0kW	2.0kW	2.0kW	5.0kW	6.0kW	1.8	1.8	1.8	1.8	4.8	4.8	10.20	17.00	18.40	2.1	2.1	2.1	2.1	5.6	5.6	11.76	19.60	20.50
	2.0kW	2.0kW	2.0kW	2.0kW	5.0kW	7.0kW	1.7	1.7	1.7	1.7	4.4	5.9	10.20	17.00	18.40	1.9	1.9	1.9	1.9	5.1	6.8	11.76	19.60	20.50
	2.0kW	2.0kW	2.0kW	2.0kW	5.0kW	8.0kW	1.6	1.6	1.6	1.6	4.2	6.5	10.20	17.00	18.40	1.8	1.8	1.8	1.8	4.8	7.5	11.76	19.60	20.50
	2.0kW	2.0kW	2.0kW	2.0kW	6.0kW	6.0kW	1.8	1.8	1.8	1.8	4.8	4.8	10.20	17.00	18.40	2.1	2.1	2.1	2.1	5.6	5.6	11.76	19.60	20.50
	2.0kW	2.0kW	2.0kW	2.0kW	6.0kW	7.0kW	1.7	1.7	1.7	1.7	4.4	5.9	10.20	17.00	18.40	1.9	1.9	1.9	1.9	5.1	6.8	11.76	19.60	20.50
	2.0kW	2.0kW	2.0kW	2.0kW	6.0kW	8.0kW	1.6	1.6	1.6	1.6	4.2	6.5	10.20	17.00	18.40	1.8	1.8	1.8	1.8	4.8	7.5	11.76	19.60	20.50
	2.0kW	2.0kW	2.0kW	2.6kW	2.6kW	2.6kW	2.0	2.0	2.0	2.6	2.6	2.6	8.28	13.80	15.18	2.2	2.2	2.2	2.9	2.9	2.9	9.11	15.18	16.70
	2.0kW	2.0kW	2.0kW	2.6kW	2.6kW	3.5kW	2.0	2.0	2.0	2.6	2.6	3.5	8.82	14.70	16.17	2.2	2.2	2.2	2.9	2.9	3.9	9.70	16.17	17.79
	2.0kW	2.0kW	2.0kW	2.6kW	2.6kW	5.0kW	2.0	2.0	2.0	2.6	2.6	5.0	9.90	16.20	18.15	2.2	2.2	2.2	2.9	2.9	5.8	10.89	18.15	19.97
	2.0kW	2.0kW	2.0kW	2.6kW	2.6kW	6.0kW	2.0	2.0	2.0	2.6	2.6	5.0	9.90	16.20	18.15	2.2	2.2	2.2	2.9	2.9	5.8	10.89	18.15	19.97
	2.0kW	2.0kW	2.0kW	2.6kW	2.6kW	7.0kW	1.9	1.9	1.9	2.4	2.4	6.6	10.20	17.00	18.40	2.1	2.1	2.1	2.8	2.8	7.6	11.76	19.60	20.50
	2.0kW	2.0kW	2.0kW	2.6kW	2.6kW	8.0kW	1.8	1.8	1.8	2.3	2.3	7.1	10.20	16.90	18.40	2.0	2.0	2.0	2.6	2.6	8.3	11.76	19.60	20.50
	2.0kW	2.0kW	2.0kW	2.6kW	3.5kW	3.5kW	2.0	2.0	2.0	2.6	3.5	3.5	9.36	15.60	17.16	2.2	2.2	2.2	2.9	3.9	3.9	10.30	17.16	18.88
	2.0kW	2.0kW	2.0kW	2.6kW	3.5kW	5.0kW	2.0	2.0	2.0	2.5	3.4	5.2	10.20	17.00	18.40	2.2	2.2	2.2	2.9	3.9	5.8	11.48	19.14	20.50
	2.0kW	2.0kW	2.0kW	2.6kW	3.5kW	6.0kW	2.0	2.0	2.0	2.5	3.4	5.2	10.20	17.00	18.40	2.2	2.2	2.2	2.9	3.9	5.8	11.48	19.14	20.50
	2.0kW	2.0kW	2.0kW	2.6kW	3.5kW	7.0kW	1.8	1.8	1.8	2.3	3.1	6.3	10.20	17.00	18.40	2.0	2.0	2.0	2.7	3.6	7.2	11.76	19.60	20.50
	2.0kW	2.0kW	2.0kW	2.6kW	3.5kW	8.0kW	1.7	1.7	1.7	2.2	2.9	6.9	10.20	17.00	18.40	1.9	1.9	1.9	2.5	3.4	7.9	11.76	19.60	20.50
	2.0kW	2.0kW	2.0kW	2.6kW	5.0kW	5.0kW	1.8	1.8	1.8	2.3	4.7	4.7	10.20	17.00	18.40	2.0	2.0	2.0	2.7	5.4	5.4	11.76	19.60	20.50
	2.0kW	2.0kW	2.0kW	2.6kW	5.0kW	6.0kW	1.8	1.8	1.8	2.3	4.7	4.7	10.20	17.00	18.40	2.0	2.0	2.0	2.7	5.4	5.4	11.76	19.60	20.50
	2.0kW	2.0kW	2.0kW	2.6kW	5.0kW	7.0kW	1.6	1.6	1.6	2.1	4.3	5.7	10.20	17.00	18.40	1.9	1.9	1.9	2.4	4.9	6.6	11.76	19.60	20.50
	2.0kW	2.0kW	2.0kW	2.6kW	6.0kW	6.0kW	1.8	1.8	1.8	2.3	4.7	4.7	10.20	17.00	18.40	2.0	2.0	2.0	2.7	5.4	5.4	11.76	19.60	20.50
	2.0kW	2.0kW	2.0kW	2.6kW	6.0kW	7.0kW	1.6	1.6	1.6	2.1	4.3	5.7	10.20	17.00	18.40	1.9	1.9	1.9	2.4	4.9	6.6	11.76	19.60	20.50
	2.0kW	2.0kW	2.0kW	3.5kW	3.5kW	3.5kW	2.0	2.0	2.0	3.5	3.5	3.5	9.90	16.50	18.15	2.2	2.2	2.2	3.9	3.9	3.9	10.89	18.15	19.97
	2.0kW	2.0kW	2.0kW	3.5kW	3.5kW	5.0kW	1.9	1.9	1.9	3.3	3.3	4.9	10.20	17.00	18.40	2.1	2.1	2.1	3.7	3.7	5.7	11.76	19.60	20.50
	2.0kW	2.0kW	2.0kW	3.5kW	3.5kW	6.0kW	1.9	1.9	1.9	3.3	3.3	4.9	10.20	17.00	18.40	2.1	2.1	2.1	3.7	3.7	5.7	11.76	19.60	20.50
	2.0kW	2.0kW	2.0kW	3.5kW	3.5kW	7.0kW	1.7	1.7	1.7	3.0	3.0	6.0	10.20	17.00	18.40	2.0	2.0	2.0	3.4	3.4	6.9	11.76	19.60	20.50
	2.0kW	2.0kW	2.0kW	3.5kW	3.5kW	8.0kW	1.6	1.6	1.6	2.8	2.8	6.6	10.20	17.00	18.40	1.8	1.8	1.8	3.2	3.2	7.6	11.76	19.60	20.50
	2.0kW	2.0kW	2.0kW	3.5kW	5.0kW	5.0kW	1.7	1.7	1.7	3.0	4.5	4.5	10.20	17.00	18.40	2.0	2.0	2.0	3.4	5.2	5.2	11.76	19.60	20.50
	2.0kW	2.0kW	2.0kW	3.5kW	5.0kW	6.0kW	1.7	1.7	1.7	3.0	4.5	4.5	10.20	17.00	18.40	2.0	2.0	2.0	3.4	5.2	5.2	11.76	19.60	20.50
	2.0kW	2.0kW	2.0kW	3.5kW	5.0kW	7.0kW	1.6	1.6	1.6	2.7	4.1	5.5	10.20	17.00	18.40	1.8	1.8	1.8	3.1	4.7	6.4	11.76	19.60	20.50
	2.0kW	2.0kW	2.0kW	3.5kW	6.0kW	6.0kW	1.7	1.7	1.7	3.0	4.5	4.5	10.20	17.00	18.40	2.0	2.0	2.0	3.4	5.2	5.2	11.76	19.60	20.50
	2.0kW	2.0kW	2.0kW	3.5kW	6.0kW	7.0kW	1.6	1.6	1.6	2.7	4.1	5.5	10.20	17.00	18.40	1.8	1.8	1.8	3.1	4.7	6.4	11.76	19.60	20.50
	2.0kW	2.0kW	2.6kW	2.6kW	2.6kW	2.6kW	2.0	2.0	2.6	2.6	2.6	2.6	8.64	14.40	15.84	2.2	2.2	2.9	2.9	2.9	2.9	9.50	15.84	17.42
	2.0kW	2.0kW	2.6kW	2.6kW	2.6kW	3.5kW	2.0	2.0	2.6	2.6	2.6	3.5	9.18	15.30	16.83	2.2	2.2	2.9	2.9	2.9	3.9	10.10	16.83	18.51
	2.0kW	2.0kW	2.6kW	2.6kW	2.6kW	5.0kW	2.0	2.0	2.6	2.6	2.6	5.1	10.20	16.80	18.40	2.2	2.2	2.9	2.9	2.9	5.8	11.29	18.81	20.50
	2.0kW	2.0kW	2.6kW	2.6kW	2.6kW	6.0kW	2.0	2.0	2.6	2.6	2.6	5.1	10.20	16.80	18.40	2.2	2.2	2.9	2.9	2.9	5.8	11.29	18.81	20.50
	2.0kW	2.0kW	2.6kW	2.6kW	2.6kW	7.0kW	1.8	1.8	2.3	2.3	2.3	6.4	10.20	17.00	18.40	2.1	2.1	2.7	2.7	2.7	7.4	11.76	19.60	20.50
	2.0kW	2.0kW	2.6kW	2.6kW	2.6kW	8.0kW	1.7	1.7	2.2	2.2	2.2	7.0	10.20	17.00	18.40	2.0	2.0	2.5	2.5	2.5	8.0	11.76	19.60	20.50
	2.0kW	2.0kW	2.6kW	2.6kW	3.5kW	3.5kW	2.0	2.0	2.6	2.6	3.5													

Indoor Unit Combinations						Cooling									Heating										
Operation	Unit ID					Capacity of each Indoor Unit (kW)						System Capacity (kW)			Capacity of each Indoor Unit (kW)						System Capacity (kW)				
	Unit A	Unit B	Unit C	Unit D	Unit E	Unit F	Room A	Room B	Room C	Room D	Room E	Room F	Min	Rated	Max	Room A	Room B	Room C	Room D	Room E	Room F	Min	Rated	Max	
6 units	2.0kW	2.0kW	2.6kW	3.5kW	5.0kW	5.0kW	1.6	1.6	2.1	2.9	4.4	4.4	10.20	17.00	18.40	1.9	1.9	2.5	3.3	5.0	5.0	11.76	19.60	20.50	
	2.0kW	2.0kW	2.6kW	3.5kW	5.0kW	6.0kW	1.6	1.6	2.1	2.9	4.4	4.4	10.20	17.00	18.40	1.9	1.9	2.5	3.3	5.0	5.0	11.76	19.60	20.50	
	2.0kW	2.0kW	2.6kW	3.5kW	6.0kW	6.0kW	1.6	1.6	2.1	2.9	4.4	4.4	10.20	17.00	18.40	1.9	1.9	2.5	3.3	5.0	5.0	11.76	19.60	20.50	
	2.0kW	2.0kW	3.5kW	3.5kW	3.5kW	3.5kW	1.9	1.9	3.3	3.3	3.3	3.3	10.20	17.00	18.40	2.2	2.2	3.8	3.8	3.8	3.8	11.76	19.60	20.50	
	2.0kW	2.0kW	3.5kW	3.5kW	3.5kW	5.0kW	1.7	1.7	3.0	3.0	3.0	4.6	10.20	17.00	18.40	2.0	2.0	3.5	3.5	3.5	5.2	11.76	19.60	20.50	
	2.0kW	2.0kW	3.5kW	3.5kW	3.5kW	6.0kW	1.7	1.7	3.0	3.0	3.0	4.6	10.20	17.00	18.40	2.0	2.0	3.5	3.5	3.5	5.2	11.76	19.60	20.50	
	2.0kW	2.0kW	3.5kW	3.5kW	3.5kW	7.0kW	1.6	1.6	2.8	2.8	2.8	5.6	10.20	17.00	18.40	1.8	1.8	3.2	3.2	3.2	6.4	11.76	19.60	20.50	
	2.0kW	2.0kW	3.5kW	3.5kW	5.0kW	5.0kW	1.6	1.6	2.8	2.8	4.2	4.2	10.20	17.00	18.40	1.8	1.8	3.2	3.2	4.8	4.8	11.76	19.60	20.50	
	2.0kW	2.0kW	3.5kW	3.5kW	5.0kW	6.0kW	1.6	1.6	2.8	2.8	4.2	4.2	10.20	17.00	18.40	1.8	1.8	3.2	3.2	4.8	4.8	11.76	19.60	20.50	
	2.0kW	2.0kW	3.5kW	3.5kW	6.0kW	6.0kW	1.6	1.6	2.8	2.8	4.2	4.2	10.20	17.00	18.40	1.8	1.8	3.2	3.2	4.8	4.8	11.76	19.60	20.50	
	2.0kW	2.6kW	2.6kW	2.6kW	2.6kW	2.6kW	2.0	2.6	2.6	2.6	2.6	2.6	9.00	15.00	16.50	2.2	2.9	2.9	2.9	2.9	2.9	9.90	16.50	18.15	
	2.0kW	2.6kW	2.6kW	2.6kW	2.6kW	3.5kW	2.0	2.6	2.6	2.6	2.6	3.5	9.54	15.90	17.49	2.2	2.9	2.9	2.9	2.9	2.9	3.9	10.49	17.49	19.24
	2.0kW	2.6kW	2.6kW	2.6kW	2.6kW	2.6kW	1.9	2.5	2.5	2.5	2.5	5.1	10.20	17.00	18.40	2.2	2.9	2.9	2.9	2.9	2.9	5.8	11.68	19.47	20.50
	2.0kW	2.6kW	2.6kW	2.6kW	2.6kW	5.0kW	1.9	2.5	2.5	2.5	2.5	5.1	10.20	17.00	18.40	2.2	2.9	2.9	2.9	2.9	5.8	11.68	19.47	20.50	
	2.0kW	2.6kW	2.6kW	2.6kW	2.6kW	7.0kW	1.7	2.3	2.3	2.3	2.3	6.2	10.20	17.00	18.40	2.0	2.6	2.6	2.6	2.6	7.1	11.76	19.60	20.50	
	2.0kW	2.6kW	2.6kW	2.6kW	2.6kW	8.0kW	1.7	2.1	2.1	2.1	2.1	6.8	10.20	17.00	18.40	1.9	2.5	2.5	2.5	2.5	7.8	11.76	19.60	20.50	
	2.0kW	2.6kW	2.6kW	2.6kW	3.5kW	3.5kW	2.0	2.6	2.6	2.6	3.5	3.5	10.08	16.80	18.40	2.2	2.9	2.9	2.9	3.9	3.9	11.09	18.48	20.33	
	2.0kW	2.6kW	2.6kW	2.6kW	3.5kW	5.0kW	1.8	2.4	2.4	2.4	3.2	4.8	10.20	17.00	18.40	2.1	2.7	2.7	2.7	3.7	5.6	11.76	19.60	20.50	
	2.0kW	2.6kW	2.6kW	2.6kW	3.5kW	6.0kW	1.8	2.4	2.4	2.4	3.2	4.8	10.20	17.00	18.40	2.1	2.7	2.7	2.7	3.7	5.6	11.76	19.60	20.50	
	2.0kW	2.6kW	2.6kW	2.6kW	3.5kW	7.0kW	1.7	2.2	2.2	2.2	2.9	5.9	10.20	17.00	18.40	1.9	2.5	2.5	2.5	3.4	6.8	11.76	19.60	20.50	
	2.0kW	2.6kW	2.6kW	2.6kW	5.0kW	5.0kW	1.7	2.2	2.2	2.2	4.4	4.4	10.20	17.00	18.40	1.9	2.5	2.5	2.5	5.1	5.1	11.76	19.60	20.50	
	2.0kW	2.6kW	2.6kW	2.6kW	5.0kW	6.0kW	1.7	2.2	2.2	2.2	4.4	4.4	10.20	17.00	18.40	1.9	2.5	2.5	2.5	5.1	5.1	11.76	19.60	20.50	
	2.0kW	2.6kW	2.6kW	2.6kW	6.0kW	6.0kW	1.7	2.2	2.2	2.2	4.4	4.4	10.20	17.00	18.40	1.9	2.5	2.5	2.5	5.1	5.1	11.76	19.60	20.50	
	2.0kW	2.6kW	2.6kW	3.5kW	3.5kW	3.5kW	1.9	2.5	2.5	3.4	3.4	3.4	10.20	17.00	18.40	2.2	2.9	2.9	3.9	3.9	3.9	11.68	19.47	20.50	
	2.0kW	2.6kW	2.6kW	3.5kW	3.5kW	5.0kW	1.7	2.3	2.3	3.1	3.1	4.6	10.20	17.00	18.40	2.0	2.6	2.6	3.5	3.5	5.3	11.76	19.60	20.50	
	2.0kW	2.6kW	2.6kW	3.5kW	3.5kW	6.0kW	1.7	2.3	2.3	3.1	3.1	4.6	10.20	17.00	18.40	2.0	2.6	2.6	3.5	3.5	5.3	11.76	19.60	20.50	
	2.0kW	2.6kW	2.6kW	3.5kW	3.5kW	7.0kW	1.6	2.1	2.1	2.8	2.8	5.7	10.20	17.00	18.40	1.8	2.4	2.4	3.2	3.2	6.5	11.76	19.60	20.50	
	2.0kW	2.6kW	2.6kW	3.5kW	5.0kW	5.0kW	1.6	2.1	2.1	2.8	4.2	4.2	10.20	17.00	18.40	1.8	2.4	2.4	3.2	4.9	4.9	11.76	19.60	20.50	
	2.0kW	2.6kW	2.6kW	3.5kW	5.0kW	6.0kW	1.6	2.1	2.1	2.8	4.2	4.2	10.20	17.00	18.40	1.8	2.4	2.4	3.2	4.9	4.9	11.76	19.60	20.50	
	2.0kW	2.6kW	2.6kW	3.5kW	3.5kW	3.5kW	1.8	2.4	3.2	3.2	3.2	3.2	10.20	17.00	18.40	2.1	2.7	3.7	3.7	3.7	3.7	11.76	19.60	20.50	
	2.0kW	2.6kW	3.5kW	3.5kW	3.5kW	5.0kW	1.7	2.2	2.9	2.9	2.9	4.4	10.20	17.00	18.40	1.9	2.5	3.4	3.4	3.4	5.1	11.76	19.60	20.50	
	2.0kW	2.6kW	3.5kW	3.5kW	3.5kW	6.0kW	1.7	2.2	2.9	2.9	2.9	4.4	10.20	17.00	18.40	1.9	2.5	3.4	3.4	3.4	5.1	11.76	19.60	20.50	
	2.0kW	3.5kW	3.5kW	3.5kW	3.5kW	3.5kW	1.7	3.1	3.1	3.1	3.1	3.1	10.20	17.00	18.40	2.0	3.5	3.5	3.5	3.5	3.5	11.76	19.60	20.50	
	2.0kW	3.5kW	3.5kW	3.5kW	3.5kW	5.0kW	1.6	2.8	2.8	2.8	2.8	4.2	10.20	17.00	18.40	1.8	3.2	3.2	3.2	3.2	4.9	11.76	19.60	20.50	
	2.0kW	3.5kW	3.5kW	3.5kW	3.5kW	6.0kW	1.6	2.8	2.8	2.8	2.8	4.2	10.20	17.00	18.40	1.8	3.2	3.2	3.2	3.2	4.9	11.76	19.60	20.50	
	2.6kW	2.6kW	2.6kW	2.6kW	2.6kW	2.6kW	2.6	2.6	2.6	2.6	2.6	2.6	9.36	15.60	17.16	2.9	2.9	2.9	2.9	2.9	2.9	10.30	17.16	18.88	
	2.6kW	2.6kW	2.6kW	2.6kW	2.6kW	3.5kW	2.6	2.6	2.6	2.6	2.6	3.5	9.90	16.50	18.15	2.9	2.9	2.9	2.9	2.9	3.9	10.89	18.15	19.97	
	2.6kW	2.6kW	2.6kW	2.6kW	2.6kW	5.0kW	2.4	2.4	2.4	2.4	2.4	4.9	10.20	17.00	18.40	2.8	2.8	2.8	2.8	2.8	5.7	11.76	19.60	20.50	
	2.6kW	2.6kW	2.6kW	2.6kW	2.6kW	6.0kW	2.4	2.4	2.4	2.4	2.4	4.9	10.20	17.00	18.40	2.8	2.8	2.8	2.8	2.8	5.7	11.76	19.60	20.50	
	2.6kW	2.6kW	2.6kW	2.6kW	2.6kW	7.0kW	2.2	2.2	2.2	2.2	2.2	6.0	10.20	17.00	18.40	2.5	2.5	2.5	2.5	2.5	6.9	11.76	19.60	20.50	
	2.6kW	2.6kW	2.6kW	2.6kW	3.5kW	3.5kW	2.5	2.5	2.5	2.5	3.4	3.4	10.20	17.00	18.40	2.9	2.9	2.9	2.9	2.9	3.9	11.48	19.14	20.50	
	2.6kW	2.6kW	2.6kW	2.6kW	3.5kW	5.0kW	2.3	2.3	2.3	2.3	3.1	4.7	10.20	17.00	18.40	2.7	2.7	2.7	2.7	3.6	5.4	11.76	19.60	20.50	
	2.6kW	2.6kW	2.6kW	2.6kW	3.5kW	6.0kW	2.3	2.3	2.3	2.3	3.1	4.7	10.20	17.00	18.40	2.7	2.7	2.7	2.7	3.6	5.4	11.76	19.60	20.50	
	2.6kW	2.6kW	2.6kW	2.6kW	3.5kW	7.0kW	2.1	2.1	2.1	2.1	2.8	5.7	10.20	17.00	18.40	2.4	2.4	2.4	2.4	3.3	6.6	11.76	19.60	20.50	
	2.6kW	2.6kW	2.6kW	2.6kW	5.0kW	5.0kW	2.1	2.1	2.1	2.1	4.3	4.3	10.20	17.00	18.40	2.4	2.4	2.4	2.4	4.9	4.9	11.76	19.60	20.50	
	2.6kW	2.6kW	2.6kW	2.6kW	5.0kW	6.0kW	2.1	2.1	2.1	2.1	4.3	4.3	10.20	17.00	18.40	2.4	2.4	2.4	2.4	4.9	4.9	11.76	19.60	20.50	
	2.6kW	2.6kW	2.6kW	2.6kW	6.0kW	6.0kW	2.1	2.1	2.1	2.1	4.3	4.3	10.20	17.00	18.40	2.4	2.4	2.4	2.4	4.9	4.9	11.76	19.60	20.50	
	2.6kW	2.6kW	2.6kW	3.5kW	3.5kW	3.5kW	2.4	2.4	2.4	3.3	3.3	3.3	10.20	17.00	18.40	2.8	2.8	2.8	3.7	3.7	3.7	11.76	19.60	20.50	
2.6kW	2.6kW	2.6kW	3.5kW	3.5kW	5.0kW	2.2	2.2	2.2	3.0	3.0	4.5	10.20	17.00	18.40	2.5	2.5	2.5	3.4	3.4	5.2	11.76	19.60	20.50		
2.6kW	2.6kW	2.6kW	3.5kW	3.5kW	6.0kW	2.2	2.2	2.2	3.0	3.0	4.5	10.20	17.00	18.40	2.5	2.5	2.5	3.4	3.4	5.2	11.76	19.60	20.50		
2.6kW	2.6kW	3.5kW	3.5kW	3.5kW	3.5kW	2.3	2.3	3.1	3.1	3.1	3.1	10.20	17.00	18.40	2.7	2.7	3.6	3.6	3.6	3.6	11.76	19.60	20.50		
2.6kW	2.6kW	3.5kW	3.5kW	3.5kW	5.0kW	2.1	2.1	2.8	2.8	2.8	4.3	10.20	17.00	18.40	2.4	2.4	3.3	3.3	3.3	4.9	11.76	19.60	20.50		
2.6kW	2.6kW	3.5kW	3.5kW	3.5kW	6.0kW	2.1	2.1	2.8	2.8	2.8	4.3	10.20	17.00	18.40	2.4	2.4	3.3	3.3	3.3	4.9	11.76	19.60	20.50		
2.6kW	3.5kW	3.5kW	3.5kW	3.5kW	3.5kW	2.2	3.0	3.0	3.0	3.0	3.0	10.20	17.00	18.40	2.5	3.4	3.4	3.4	3.4	3.4	11.76	19.60	20.50		
3.5kW	3.5kW	3.5kW	3.5kW	3.5kW	3.5kW	2.8	2.8	2.8	2.8	2.8	2.8	10.20	17.00	18.40	3.3	3.3	3.3	3.3	3.3	3.3	11.76	19.60	20.50		

**Rinnai Australia Pty Ltd**

ABN 74 005 138 769

100 Atlantic Drive,  
Keysborough, Victoria 3173

For further information  
call 1300 555 545 or visit  
[rinnai.com.au](http://rinnai.com.au)

**TOTAL HOME COMFORT**



HOT WATER



HEATING



COOLING

**Rinnai**