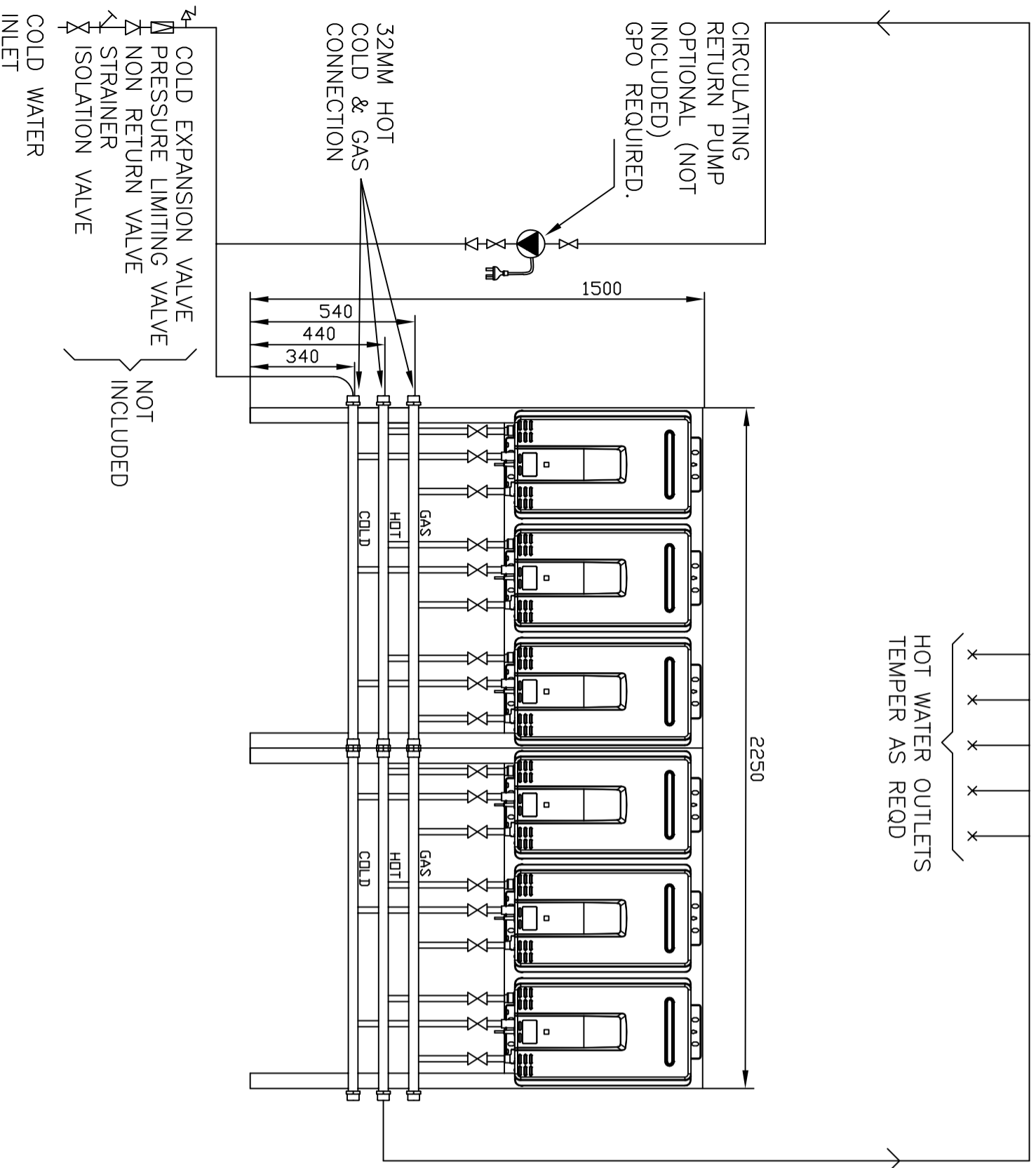


ELEVATION VIEW



HOT WATER OUTLETS
TEMPER AS REQD

CIRCULATING
RETURN PUMP
OPTIONAL (NOT
INCLUDED)
GPO REQUIRED.

32MM HOT
COLD & GAS
CONNECTION

COLD EXPANSION VALVE
PRESSURE LIMITING VALVE
NON RETURN VALVE
STRAINER
ISOLATION VALVE
COLD WATER
INLET

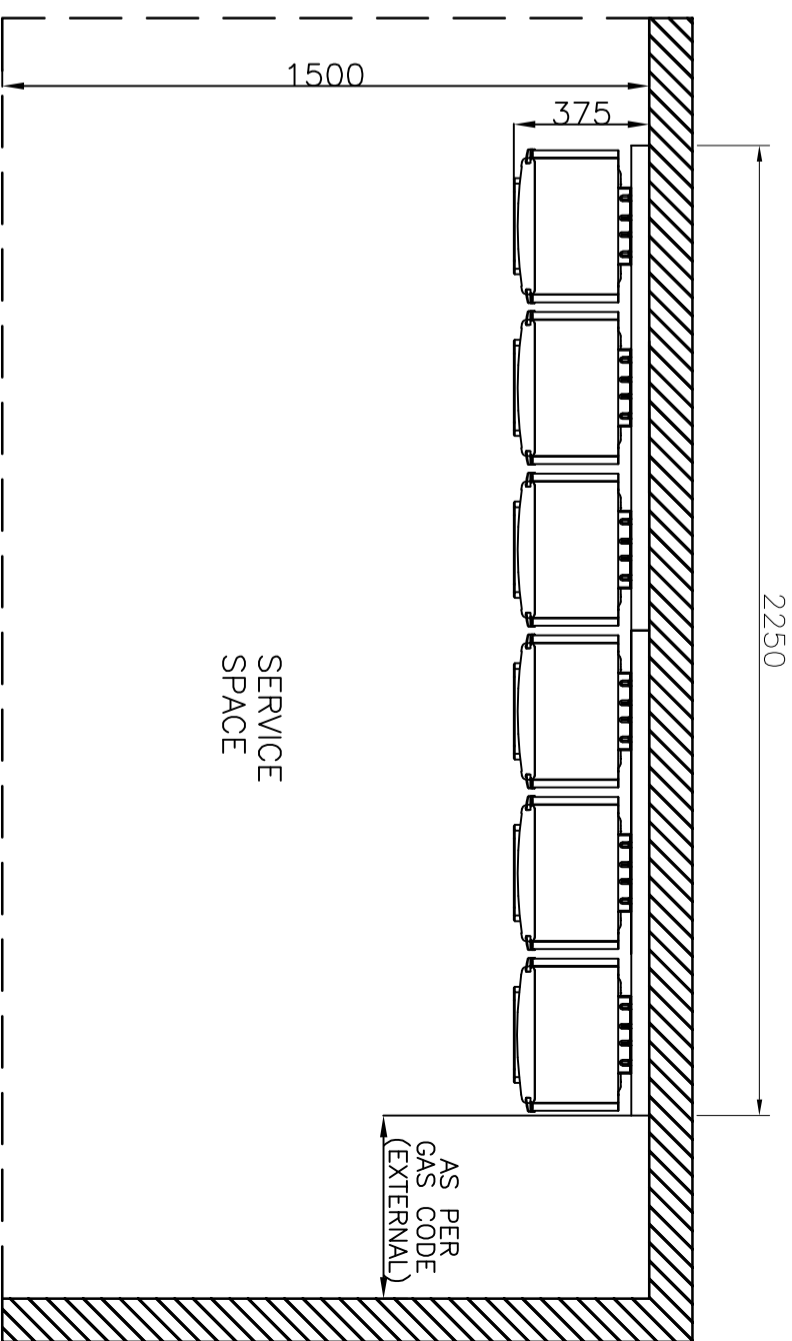
NOT
INCLUDED

DRAWING CHANGES

REV	ECON NO	DESCRIPTION	BY	CKD	DATE

Specifications	
Heater	HD28 External
Gas load heater NG	1.13 -2.75 kpa
Gas load heater LPG	2.75 kpa
System Gas Load	1260 mJ
System Dry Weight	180kg
Power Supply Heaters	6 x Ext GPO 10Amp
Manifold Connections	32mm
Thermostat Factory set	75°C ☺
☺ Various temps & functions via switches	

PLAN VIEW



SERVICE
SPACE

AS PER
GAS CODE
(EXTERNAL)

MATERIAL

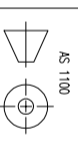
TOLERANCE -UNLESS STATED

0. ±1.0
0.0 ±0.5

0.00 ±0.1
Angular ±1°

FINISH:

DIMENSIONS ARE
IN MILLIMETERS
AS 1100



THIRD ANGLE PROJECTION

DRAWN RMP

DATE 13/01/22

CHECKED SVL

APPROVED

Rinnai Australia Pty Ltd

MP628EMN MANIFOLD PACK

SEE NOTES

SK 0287

Revision 1

DO NOT SCALE DRAWING