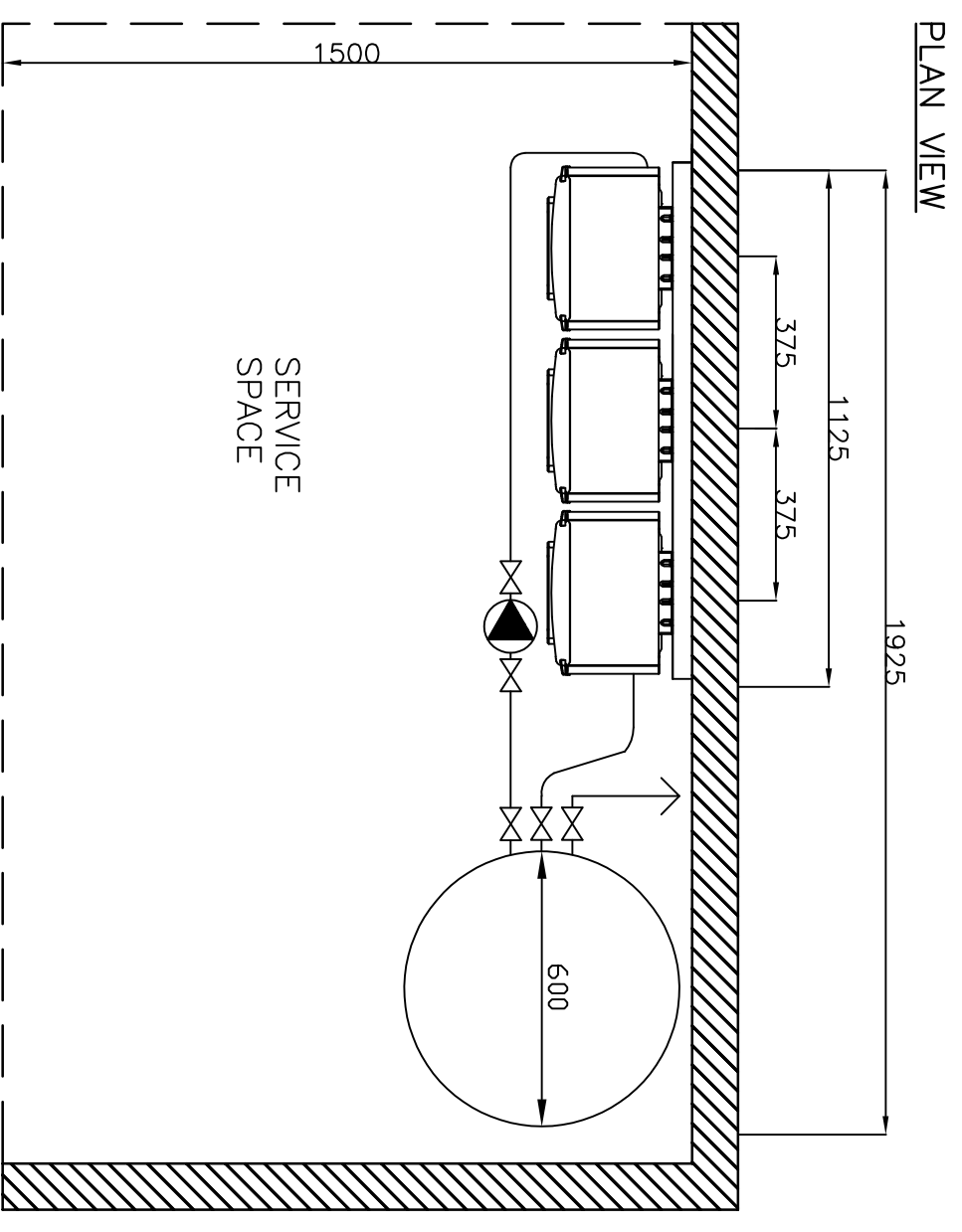
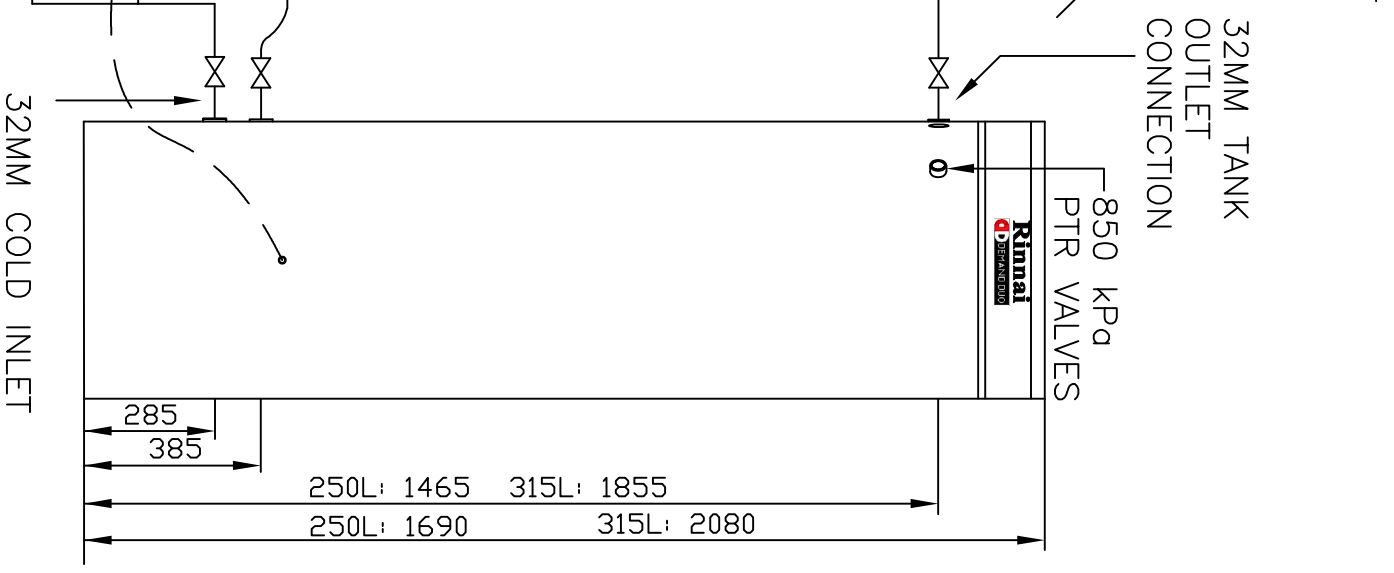
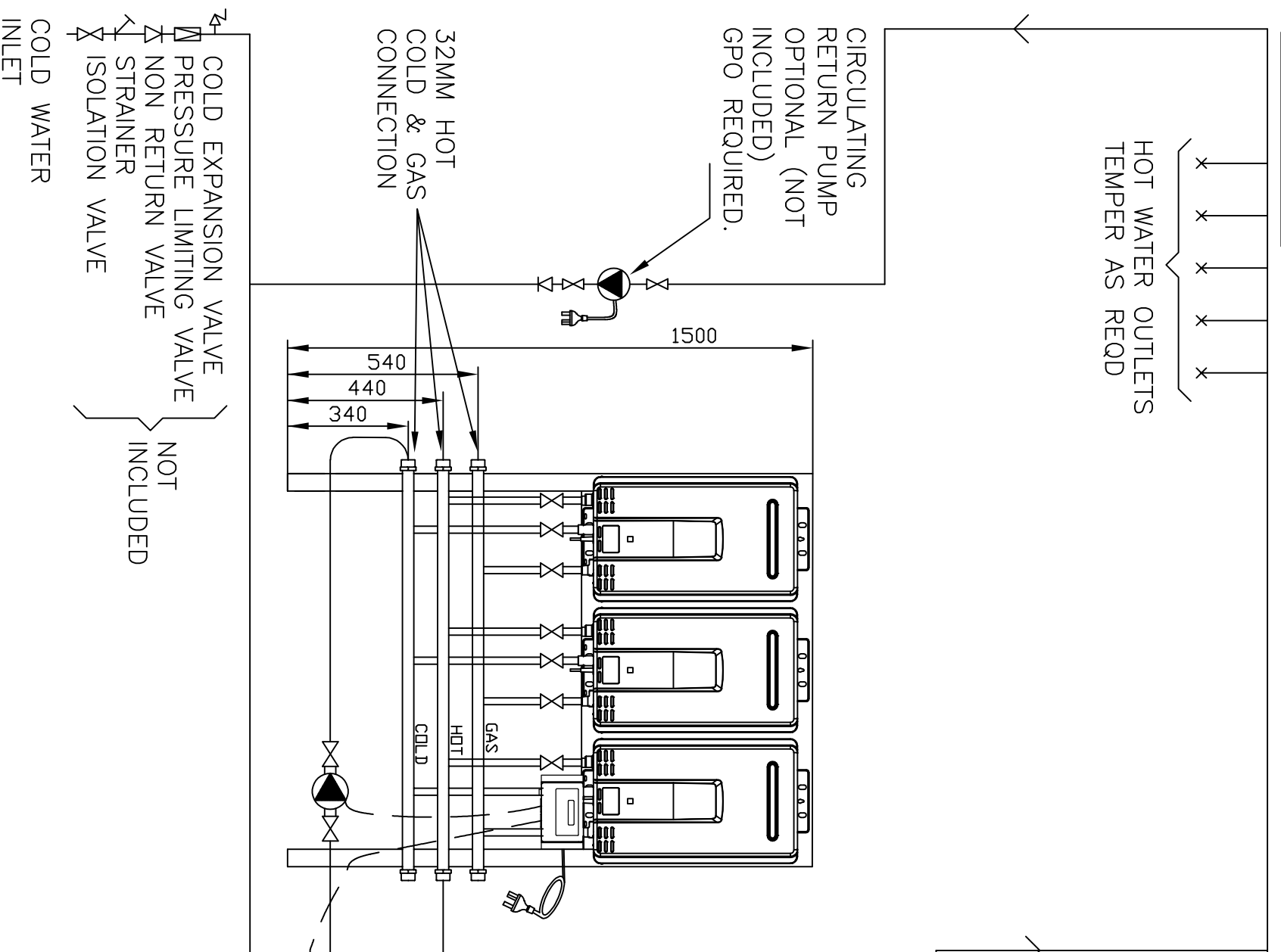


ELEVATION VIEW



Specifications	
Tank Dry Weight – 250L	80kg
Tank Dry Weight – 315L	92kg
Tank Wet Weight – 250L	330kg
Tank Wet Weight – 315L	407kg
System Dry Weight – 250L	150kg
System Wet Weight – 250L	400kg
System Dry Weight – 315L	162kg
System Wet Weight – 315L	475kg
Heater	HD28 External
Gas load heater NG	1.13 – 2.75 kpa

Gas load heater LPG	2.75 kpa
System Gas Load	630 mJ
Primary Pump	1 x Grundfos UPS2580N
Power Supply System	1 x Ext GPO 10Amp
Power Supply Heaters	3 x Ext GPO 10Amp
Tank Connections	32mm
PTR Valve Rated	1 x 850kpa
Thermostat Factory set	65°C \varnothing
\varnothing Various temps & functions via controller	

DRAWING CHANGES			
REV	ECN NO	DESCRIPTION	DATE

MATERIAL	TOLERANCE – UNLESS STATED	DIMENSIONS ARE IN MILLIMETERS AS 1:100
	0. \pm 1.0	0.00 \pm 0.1
	0.0 \pm 0.5	Angular \pm 1'
FINISH:		THIRD ANGLE PROJECTION

DRAWN	RMP
DATE	19/10/21
CHECKED	SVL
APPROVED	

Rinnai Australia Pty Ltd

Title
DDF328E – 250/315N DEMAND DUO

Weight
SEE NOTES

Drawing Number(PART NO)
SK 0272

Revision
1

DO NOT SCALE DRAWING