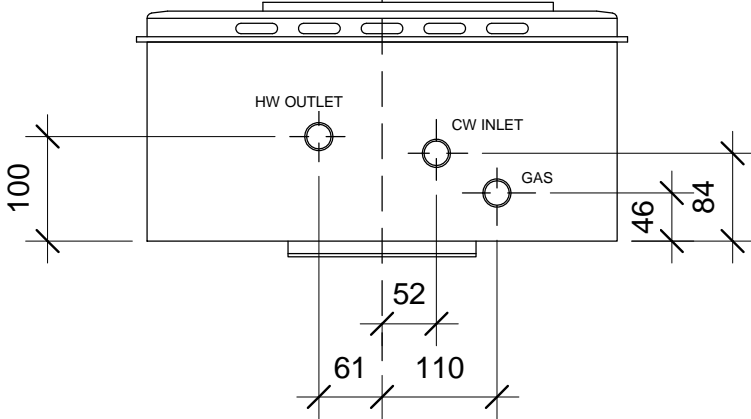

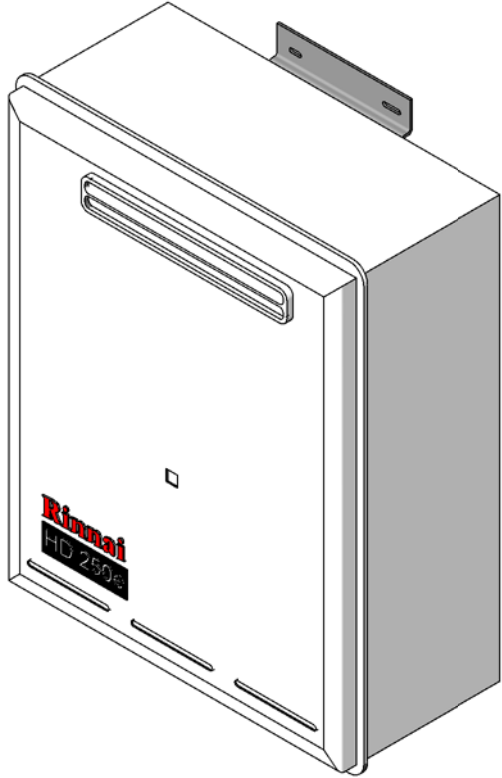


DRAWING CHANGES					
REV	ECN NO	DESCRIPTION	BY	CKD	DATE

- GAS CONSUMPTION - 250 MJ/h
- WEIGHT - 29 Kgs
- MIN WATER FLOW - 2.4 L/min
- OUTPUT - 58.9 kW
- POWER SUPPLY - AC 240 V 50 Hz
- GAS CONNECTION - R3/4" (20mm)
- COLD CONNECTION - R3/4" (20mm)
- HOT CONNECTION - R3/4" (20MM)



MATERIAL		DRAWN	DAP	Rinnai Australia Pty Ltd	
TOLERANCE - UNLESS STATED		DATE	21/05/12		
0.±1.0	0.00 ±0.1	CHECKED	SVL	Title HD 250e - HEAVY DUTY HOT WATER UNIT	
0.0 ±0.5	Angular ±1	APPROVED			
FINISH:		DO NOT SCALE DRAWING		Weight	Drawing Number(PART NO) RA-21-05-12-003
					Revision