Rinnai

Ducted Air Conditioning



Rinnai Ducted Air Conditioning

Enjoy year-round comfort with the Rinnai Ducted Reverse Cycle Inverter (DRCI) System. Designed to heat and cool your entire home through insulated ductwork, it delivers reliable, efficient temperature control with superior dehumidification while filtering the air as it's distributed to every room. You can condition the whole house or select individual zones to match your lifestyle — without the need for multiple wall-mounted units.

Powered by advanced Direct Current (DC) Inverter technology, the Rinnai DRCI System offers a cost-effective alternative to conventional air conditioning, with the flexibility to be installed in both new builds and existing homes.

At Rinnai, we're all About Comfort

For over 50 years, Rinnai has supplied Australian homes with a range of appliances that help people lead comfortable, safe, and efficient lifestyles.

Being driven to create comfort means that we really care about your experience with our products. We design products with reliable technology and quality construction, ensuring dependable performance in everyday use.

1stCare

We're at your Service

1stCare, Rinnai's national service network, provides expert service and service maintenance for Rinnai Group units, including Rinnai, Brivis, APAC, Polo, and select iZone and Kaden products. Our fully qualified technicians use only genuine spare parts for fast, reliable service.

Service, repair, and warranty assessment works are conducted 8:30am – 5:00pm AEST, Monday to Friday (excluding public holidays).

Call us on 1300 555 545
or book a service online at
rinnai.com.au/support-resources/online-service-booking

Optimising Performance

Follow the service maintenance schedule applicable to your product and carry out any routine user maintenance as outlined in the Operation Manual and/or Warranty Booklet provided.
These simple steps help keep your units efficient and reliable, so you can enjoy the full Rinnai experience year after year.

Features and Benefits

7 YEAR WARRANTY*

Heating and Cooling

Enjoy year-round comfort with complete temperature control tailored to your needs.

Temperature Control

Rinnai Direct Current (DC) inverter compressor with synchronisation technology ensures reliable, precisely controlled heating and cooling, while optimising energy efficiency for cost-effective comfort.

Dehumidification Mode

Efficiently manages room humidity levels to ensure optimum comfort levels during humid summer days.

Automatic Restart, Consistent Comfort

Automatic restart restores operation after a power outage, while DC Inverter technology adjusts output to maintain a consistent, comfortable temperature in your home.

Quiet Operation

Engineered for quiet operation, with indoor noise level down to 28 dB(A)[1]. Efficient indoor and outdoor fans, combined with a DC inverter compressor, minimise sound without compromising performance.

Splittable Design for Easy Installation

The splittable design allows the unit to be moved in separate sections into tight roof spaces, enabling quick and simple on-site assembly. (Available in 15kW, 18kW, 20kW, and 24kW models).

Effortless Control

Take control your way. Choose optional Wi-Fi Control[2] to adjust your comfort anytime, anywhere with an internet connection, or use the wired controller to easily set and save your preferred temperature settings – comfort made effortless to suit your lifestyle.

Reduced Operational Costs

Designed to deliver up to three times the energy efficiency of conventional electric heating, providing a typical output ratio of approximately 3kW of heating or cooling for every 1kW of electrical input.[3]

Built to Perform in Extreme Weather

Operating range: -15°C to +50°C.[4]

Zoning Option

Cool or heat your entire home at once, or set individual zones to your preferred comfort levels.

Speak with your specialist dealer to design a zoning solution that perfectly suits your home and lifestyle.

Slimline Design

The indoor unit may be installed in the roof space, leaving only sleek, discreet ceiling diffusers that blend effortlessly with your home's design.

*For full details visit www.rinnai.com.au
1. Check the product specifications sheet for details.
2. Wi-Fi Control is available on compatible controllers only and is subject to controller capability.
3. Complies with the Australian Government's Minimum Energy Performance Standards (MEPS) and is rated to Australian Standard AS-3283.3.
4. Applies to 7kW–18kW models. Please refer to the Technical Information tables for details. Performance tested under internal laboratory conditions. The operating range refers to the specified ambient temperature limits within which the appliance is designed to operate. Heating and cooling capacities may vary depending on ambient conditions.

Rinnai Home Zone Controller and Wireless Sensors

Get in the Zone

With Rinnai Home Controller, everyone enjoys their ideal temperature with individual zone temperature control. Control up to eight individual zones, effortlessly customised via an intuitive touchscreen controller and wireless sensors. Comfort, exactly where you want it.

Active Temperature Management

Intelligent sensors work behind the scenes to redirect cooled air where it's needed most, helping every room reach its set temperature faster and more efficiently.

Smart Fan Auto Control[1]

Rinnai Home Controller can automatically adjust fan speed based on how many rooms or zones are actively being cooled – delivering smarter energy efficiency with zero effort required.

Fine-Tuned Lifestyle Favourites

Every day is different. Create up to nine personalised programs to match your routine. Turn rooms or zones on or off manually, or let the system do it automatically with scheduled timers.

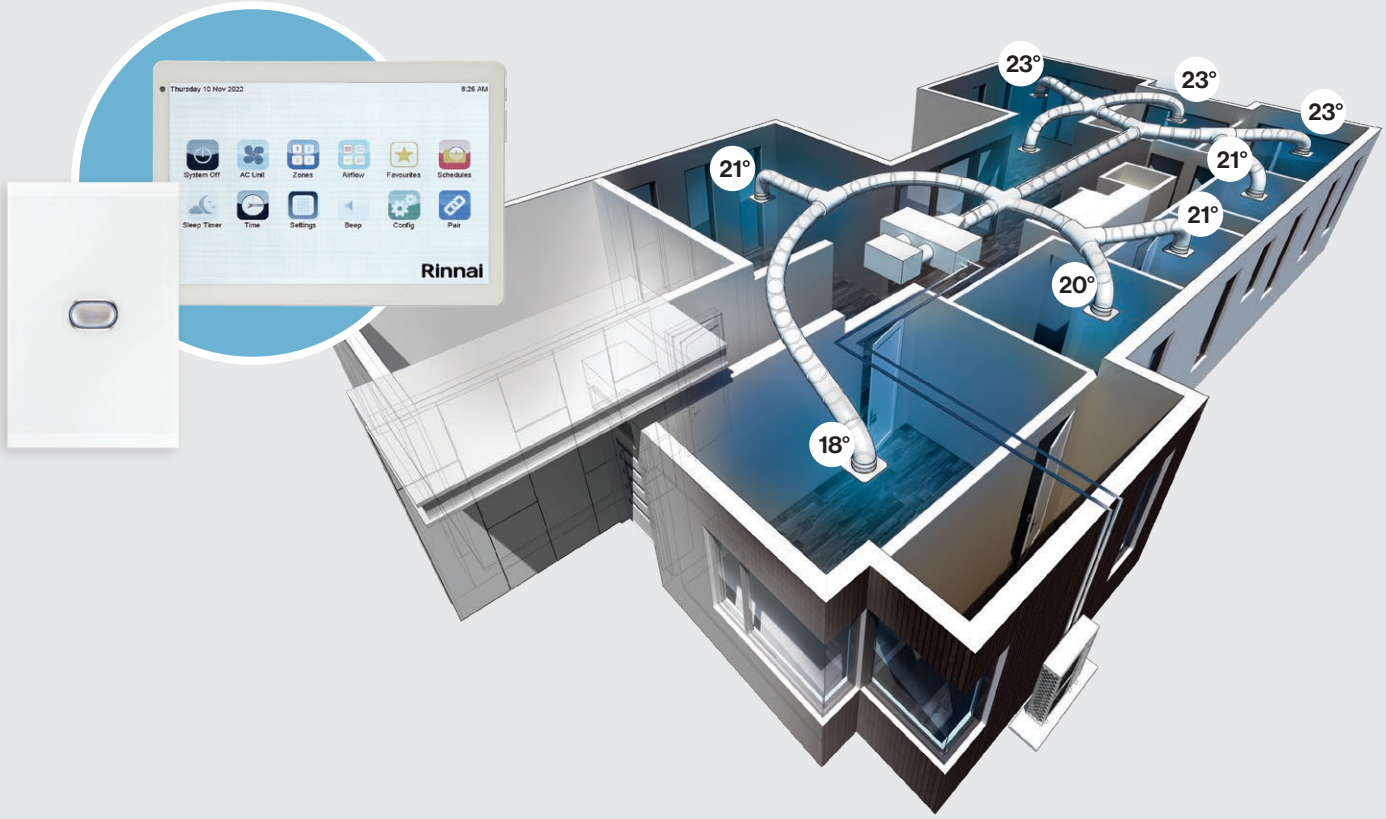

1. Fan Auto Control must be configured by the installer.

Product Line-Up

7kW	9kW	11kW	13kW
			
DINLR07B1A	DINLR09B1A	DINLR11B1A	DINLR13B1A
DONSR07B1LA	DONSR09B1LA	DONSR11B1LA	DONSR13B1LA
CNTRLDRCINW2	CNTRLDRCINW2	CNTRLDRCINW2	CNTRLDRCINW2
NetHome Plus[1]	NetHome Plus[1]	NetHome Plus[1]	NetHome Plus[1]
Rinnai Home Controller	Rinnai Home Controller	Rinnai Home Controller	Rinnai Home Controller
(Rinnai Home App only)	(Rinnai Home App only)	(Rinnai Home App only)	(Rinnai Home App only)
Rinnai Home Wireless Sensor	Rinnai Home Wireless Sensor	Rinnai Home Wireless Sensor	Rinnai Home Wireless Sensor
(Compatible with Rinnai Home Controller only)	(Compatible with Rinnai Home Controller only)	(Compatible with Rinnai Home Controller only)	(Compatible with Rinnai Home Controller only)

15kW (L)	15kW (T)	18kW	20kW & 24kW
 DINLR15B1SA(Splittable)	 DINLR15B1SA (Splittable)	 DINLR18B1SA (Splittable)	DINLR20Z1SA (Splittable) DINLR24Z1SBA(Splittable)
DONSR15B1LA	DONSR15B1TA	DONSR18B1TA	DONSR20Z3TA DONSR24Z3TA
CNTRLDRCINW2 NetHome Plus[1]	CNTRLDRCINW2 NetHome Plus[1]	CNTRLDRCINW2 NetHome Plus[1]	WDC3-86T MSmart Home[1]
Rinnai Home Controller (Rinnai Home App only) Rinnai Home Wireless Sensor (Compatible with Rinnai Home Controller only)	Rinnai Home Controller (Rinnai Home App only) Rinnai Home Wireless Sensor (Compatible with Rinnai Home Controller only)	Rinnai Home Controller (Rinnai Home App only) Rinnai Home Wireless Sensor (Compatible with Rinnai Home Controller only)	Rinnai Home Controller (Rinnai Home App only) Rinnai Home Wireless Sensor (Compatible with Rinnai Home Controller only)

1. Rinnai uses third-party applications (Apps) to enhance your experience of the Rinnai product. You may use the App at your sole discretion. Please note that when you download and use the App and its services, the third-party's privacy policy and terms and conditions of service will apply.

Stay in Control

Rinnai Home Controller

A typical installation includes one touch controller (maximum of three) controlling one zone, with the remaining zones managed by up to eight wireless sensors.

- Whole-of-home 8" touch screen
- Climate control up to 8 zones
- Fan Auto Control [1]
- Active Temperature Management
- Convenient Timer
- Up to 9 programmable favourite settings
- Filter Clean reminder
- Schedule assistant

Rinnai Wireless Sensors

Wireless wall sensors enable Rinnai Home Controller to monitor, and maintain real-time temperatures in every zone, automatically adjusting airflow to reach your ideal comfort.

- Temperature sensor
- Zone Control sensor
- Automatically turns on / off to maintain the set room temperature.

Google Home
Apple HomeKit
Amazon Alexa
Apple Siri
Google Assistant

Wi-Fi Control[2]

Rinnai Ducted System Wi-Fi Control allows you to set your comfort and control your air conditioner anytime, anywhere with an internet connection. Check the compatibility table to download the relevant app.

Download Controller Apps

rinnai.com.au

1. Fan Auto Control must be configured by the installer.
2. Wi-Fi Control is available on compatible controllers only and is subject to controller capability.

Technical Information

7kW–18kW (R32)

Rinnai–System Model No.			07L	09L	11L	13L
Nominal Capacity		kW	7	9	11	13
Power Supply (To Outdoor Unit)		V-Ph-Hz	220–240–150			
Maximum Input Power		W	3400	4600	4600	7000
Maximum Input Current		A	16	21	21	31
Cooling	Rated Capacity	kW	7.3	9.0	10.5	12.6
	Capacity Range		0.85–9.09	2.30~11.61	2.61–11.99	3.15–15.80
	Rated Input Power	W	2139	2610	3145	3765
	Rated Input Current	A	9.3	11.9	14.1	16.6
	Annualised Energy Efficiency Ratio [AEER]	W/W	3.39	3.40	3.30	3.32
	Temperature Compensated Seasonal Performance Factor [TCSPF] (Hot/Average/Cold)		6.080/5.510/5.848	5.817/5.114/5.316	5.935/5.241/5.501	5.813/5.240/5.503
Heating	Rated Capacity	kW	7.5	10.5	12.5	14.5
	Capacity Range		2.33–10.26	2.70–12.90	2.61–12.90	3.22–18.70
	Rated Input Power	W	1842	2400	2980	3550
	Rated Input Current	A	8.2	10.6	13.5	15.4
	Annual Coefficient of Performance [ACOP]	W/W	4.04	4.30	4.14	4.05
	Heating Seasonal Performance Factor [HSPF] (Hot/Average/Cold)		5.158/4.501/4.045	5.18/4.627/4.081	5.221/4.500/3.842	5.11/4.515/4.022
Indoor Unit			**DINLR07B1A**	**DINLR09B1A**	**DINLR11B1A**	**DINLR13B1A**
Rated Input Power		W	256	350	364	665
Rated Current		A	1.53	2.01	2.12	3.79
Max Current		A	16	21	21	31
Wiring Indoor–Outdoor		Qty×mm² (min)	4×1.0	4×1.0	4×1.0	4×1.5
Airflow (With Filter)	Turbo Speed	L/s @ (ESP)	488 (100 Pa)	638 (100 Pa)	727 (100 Pa)	920 (150 Pa)
Maximum External Static Pressure [ESP]		Pa	160	160	200	200
Noise Level	Sound Pressure @1.5m (Turbo/Hi/Med/Lo/Min)	dB(A)	41/38/36/33/28	46/40/38/36/28	45/39/37.5/36/30	52/46/44/42/34
	Sound Power Level		59.9	58.3	57.7	62.0
Dimensions	Net (W×D×H)	mm	1000×750×245	1200×750×245	1200×750×300	1200×750×300
	Packaging (W×D×H)		1225×860×304	1425×860×304	1425×860×359	1425×860×359
	Net/Gross Weight	kg	31.5/37.7	40.5/47.3	42.9/49.8	45/51.9
Duct Connections	Supply Air (W×H)	mm	827×178	1027×178	1027×233	1027×233
	Return Air (W×H)	mm	892×212	1092×212	1092×267	1092×267
Condensate Drain Pipe Outer Diameter–Gravity		mm	25			
Condensate Drain Pipe Outer Diameter–Pump		mm				
Refrigerant Piping	Liquid/Gas Connections	mm	9.5/15.9	9.5/15.9	9.5/15.9	9.5/15.9
Moisture Removal		L/h	2.950	2.675	1.922	3.559
Controller		Type	Wired Programmable Controller with Wi-Fi Control			
Operating Range		°C	Cooling: 16~32/Heating: 0~30			
Outdoor Unit			**DONSR07B1LA**	**DONSR09B1LA**	**DONSR11B1LA**	**DONSR13B1LA**
Power Supply		V-Ph-Hz	220–240–1–50			
Compressor		Type	Twin Rotary			
Sound Pressure Level @ 1m		dB(A)	61	62	62	64
Sound Power Level			66.3	68.1	68.1	70.7
Dimensions	Net (W×D×H)	mm	890×342×673	946×410×810	946×410×810	980×415×975
	Packaging (W×D×H)		1030×438×815	1090×500×965	1090×500×965	1145×500×1120
	Net/Gross Weight	kg	44.0/57.5	75.2/91.4	75.2/91.4	89.0/103.2
Refrigerant Piping	Type		R32			
	Charged Volume	kg	1.5	2.6	2.6	3.5
	Design Pressure	MPa	4.3/1.7	4.3/1.7	4.3/1.7	4.3/1.7
	Pre-Charged Length	mm	20m			
	Charge Adjustment (If > 20m)	g/m	24			
	Liquid/Gas Connections	mm	9.5/15.9	9.5/15.9	9.5/15.9	9.5/15.9
	Liquid/Gas Pipe Run ø		9.5/15.9	9.5/15.9	9.5/15.9	9.5/15.9
	Maximum Pipe Length		50	75	75	75
	Minimum Pipe Length		3	3	3	3
	Maximum Vertical Separation		25	30	30	30
Ambient Temperature Limits		°C	Cooling -15–50, Heating -20–24			

Note: For pipe runs less than 20m one way no refrigerant needs to be removed, if greater than 20m refrigerant will need to be added at 24 g/m. Capacities rated in accordance with AS3823.
With our policy of continuous improvement, we reserve the right to change, or discontinue at any time, specifications or designs without notice.
Note: All images contained within this brochure are for illustrative purposes only, the colours and finishes of the products featured are as close to the respective product range as photographic lighting and printing processes allow.

Rinnai–System Model No.			15L	15T	18T
Nominal Capacity		kW	15	15	18
Power Supply (To Outdoor Unit)		V-Ph-Hz	220–240–150		
Maximum Input Power		W	7000	7000	7000
Maximum Input Current		A	31	31	31
Cooling	Rated Capacity	kW	14	14	17
	Capacity Range		3.99–16.50	4.19–18.87	3.60–19.34
	Rated Input Power	W	4180	3900	5100
	Rated Input Current	A	18.4	17.0	22.0
	Annualised Energy Efficiency Ratio [AEER]	W/W	3.32	3.56	3.31
	Temperature Compensated Seasonal Performance Factor [TCSPF] (Hot/Average/Cold)		5.598/5.066/5.298	6.002/5.425/5.676	5.550/5.085/5.341
Heating	Rated Capacity	kW	16.8	17.0	18.0
	Capacity Range		3.6–18.3	3.6–19.6	3.9–19.6
	Rated Input Power	W	4300	4180	4560
	Rated Input Current	A	18.9	18.5	20.0
	Annual Coefficient of Performance [ACOP]	W/W	3.87	4.04	3.92
	Heating Seasonal Performance Factor [HSPF] (Hot/Average/Cold)		5.000/4.316/3.738	5.178/4.501/3.920	5.005/4.317/3.720
Indoor Unit			**DINLR15B1SA(Splittable)**	**DINLR15B1SA (Splittable)**	**DINLR18B1SA (Splittable)**
Rated Input Power		W	631	631	642
Rated Current		A	3.38	3.38	3.44
Max Current		A	31	31	31
Wiring Indoor–Outdoor		Qty×mm² (min)	4×1.5	4×1.5	4×1.5
Airflow (With Filter)	Turbo Speed	L/s @ (ESP)	922(150 Pa)	922(150 Pa)	925(150 Pa)
Maximum External Static Pressure [ESP]		Pa	200	200	200
Noise Level	Sound Pressure @1.5m (Turbo/Hi/Med/Lo/Min)	dB(A)	50/46.5/44/42/36	50/46.5/44/42/36	51/49/47/43/36
	Sound Power Level		63.0	62.2	61.9
Dimensions	Net (W×D×H)	mm	1400×870×380	1400×870×380	1400×870×380
	Packaging (W×D×H)		1650×1065×477	1650×1065×477	1650×1065×477
	Net/Gross Weight	kg	65.0/80.9	65.0/80.9	67.0/81.9
Duct Connections	Supply Air (W×H)	mm	1152×295	1152×295	1152×295
	Return Air (W×H)	mm	2×400 (Oval)	2×400 (Oval)	2×400 (Oval)
Condensate Drain (Gravity)–Connection Outer Diameter		mm	25		
Condensate Drain (Pump)–Connection Outer Diameter		mm			
Refrigerant Piping	Liquid/Gas Connections	mm	9.52/15.90	9.52/15.90	9.52/19.10
Moisture Removal		L/h	4.42	4.452	4.355
Controller		Type	Wired Programmable Controller with Wi-Fi Control		
Operating Range		°C	Cooling: 16~32/Heating: 0~30		
Outdoor Unit			**DONSR15B1LA**	**DONSR15B1TA**	**DONSR18B1TA**
Power Supply		V-Ph-Hz	220–240–1–50		
Compressor		Type	Twin Rotary		
Sound Pressure Level @ 1m		dB(A)	63	65	63
Sound Power Level			71.2	70	72
Dimensions	Net (W×D×H)	mm	980×415×975	952×415×1333	952×415×1333
	Packaging (W×D×H)		1145×500×1120	1095×495×1500	1095×495×1500
	Net/Gross Weight	kg	89/103.2	93/109.6	94/110.1
Refrigerant Piping	Type		R32		
	Charged Volume	kg	3.5	3.6	3.8
	Design Pressure	MPa	4.3/1.7	4.3/1.7	4.3/1.7
	Pre-Charged Length	mm	20m		
	Charge Adjustment (If > 20m)	g/m	24		
	Liquid/Gas Connections	mm	9.5/15.9	9.5/15.9	9.5/19.0
	Liquid/Gas Pipe Run ø		9.5/15.9	9.5/15.9	9.5/19.0
	Maximum Pipe Length		75	75	75
	Minimum Pipe Length		3	3	3
	Maximum Vertical Separation		30	30	30
Ambient Temperature Limits		°C	Cooling -15–50/Heating -20–24		

Note: For pipe runs less than 20m one way no refrigerant needs to be removed, if greater than 20m refrigerant will need to be added at 24 g/m. Capacities rated in accordance with AS3823.
With our policy of continuous improvement, we reserve the right to change, or discontinue at any time, specifications or designs without notice.
Note: All images contained within this brochure are for illustrative purposes only, the colours and finishes of the products featured are as close to the respective product range as photographic lighting and printing processes allow.

Technical Information
20kW & 24kW (R410A)

Rinnai–System Model No.			20	24
Cooling	Rated Capacity Cooling	kW	20	24
	Capacity Range Cooling		10–26	13–31
	Annualised Energy Efficiency Ratio [AEER]	W/W	3.3	3.5
Heating	Rated Capacity Heating	kW	20	26
	Capacity Range Heating		10–26	13–31
	Annual Coefficient of Performance [ACOP]	W/W	3.8	3.7
Indoor Unit			**DINLR20Z1SA (Splittable)**	**DINLR24Z1SBA(Splittable)**
Power Supply (To Outdoor Unit)		V-Ph-Hz	220-240–1–50	220-240–1–50
Rated Input Power		W	700	840
Rated Input Current (Cooling/Heating)		A	3.18	3.82
Maximum Input Current		A	6.00	6.75
Airflow	High Speed (SP7/6/5/4/3/2/1)	L/s@150	1333/1259/1185/1111/1037/963/889	1444/1364/1284/1204/1123/1043/963
Maximum External Static Pressure [ESP]		Pa	280	280
Noise Level	Sound Pressure @ 1.4m (SP7/6/5/4/3/2/1)	dB(A)	50/48/46/44/43/41/40	51/49/47/45/44/42/41
Dimensions	Net (W×D×H)	mm	1300×910×477	1300×910×477
	Packaging (W×D×H)		1580×1090×665	1580×1090×665
	Net/Gross Weight	kg	82/120	82/120
Duct Connections	Supply Air (W×H)	mm	1120×350	1120×350
	Return Air (W×H)		1118×393	1118×393
Condensate Connection	Gravity Drain	BSPT	1"	1"
	Pumped Drain	mm	Flexible coupling to suit OD 32-34mm PVC	
Refrigerant Piping	Liquid/Gas Connections*	mm (inch)	Φ 9.5 (3/8")/19.1 (3/4")	Φ12.7 (1/2")/22.2 (7/8")
Controller		Type	Wired Programmable Controller CNTRLDRCI86TW (Includes Wi-Fi)	
Operating Range		°C	15-32	
Outdoor Unit			**DONSR20Z3TA**	**DONSR24Z3TA**
Power Supply		V-Ph-Hz	380-415–3–50	
Rated Input Power (Cooling/Heating)		kW	6.1/5.6	7.3/7.5
Rated Input Current (Cooling/Heating)		A	11.6/10.6	15.7/16.1
Maximum Input Current		A	19.0	20.5
Compressor		Type	DC Inverter Rotary	
Sound Pressure Level @ 1m		dB(A)	58	59
Sound Power Level			78	78
Dimensions	Net (W×D×H)	mm	1120×528×1558	1120×528×1558
	Packaging (W×D×H)		1305×565×1720	1305×565×1720
	Net/Gross weight	kg	144/160	145/161
Refrigerant Piping	Type	Type	R410A	
	Charge Volume	kg	7.7	7.7
	Pre-Charged Length	m	20	20
	Charge Adjustment (Add or Remove)	g/m	110	110
	Liquid/Gas Connections*	mm (inch)	ø12.7 (1/2")/ø19.1 (3/4")*	ø12.7 (1/2")/ø22.2 (7/8")
	Pipe Run ø Liquid/Gas		ø12.7 (1/2")/ø22.2 (7/8")	ø12.7 (1/2")/ø22.2 (7/8")
	Maximum Pipe Length	m	50	50
	Maximum Vertical Separation (Outdoor above)	m	25	25
	Maximum Vertical Separation (Outdoor below)	m	20	20
Ambient Temperature Limits		°C	Cooling: -5-48. Heating -20-24	

Capacities rated in accordance with AS3823. With our policy of continuous improvement, we reserve the right to change, or discontinue at any time, specifications or designs without notice.
*Adapter available if required.

Rinnai Australia Pty Ltd

ABN 74 005 138 769

82-88 Mills Rd,
Braeside VIC 3195

For further information
call 1300 555 545 or visit
rinnai.com.au

TOTAL HOME COMFORT

HOT WATER HEATING COOLING

Rinnai

RA135.11.25